

FORM 10-K
SECURITIES AND EXCHANGE COMMISSION
Washington, D.C. 20549

(Mark One)

ANNUAL REPORT PURSUANT TO SECTION 13 OR 15(d) OF THE SECURITIES EXCHANGE ACT OF 1934

For the fiscal year ended **January 3, 2010**

TRANSITION REPORT PURSUANT TO SECTION 13 OR 15(d) OF THE SECURITIES EXCHANGE ACT OF 1934

For the transition period from _____ to _____
Commission File Number **0-31051**

SMTC CORPORATION

(Exact name of registrant as specified in its charter)

Delaware

(State or other jurisdiction of incorporation or organization)

98-0197680

(IRS Employer Identification Number)

635 Hood Road, Markham, Ontario, Canada

(Address of Principal Executive Offices)

L3R 4N6

(Zip Code)

Registrant's telephone number, including area code: 905-479-1810

Securities registered pursuant to Section 12(b) of the Act:

<u>Title of each class</u>	<u>Name of each exchange on which registered</u>
Common stock, par value \$.01 per share	NASDAQ Global Market Toronto Stock Exchange

Securities registered pursuant to Section 12(g) of the Act: NONE

Indicate by check mark if the registrant is a well-known seasoned issuer, as defined in Rule 405 of the Securities Act. Yes No

Indicate by check mark if the registrant is not required to file reports pursuant to Section 13 or Section 15(d) of the Exchange Act. Yes No

Indicate by check mark whether the registrant (1) has filed all reports required to be filed by Section 13 or 15(d) of the Securities Exchange Act of 1934 during the preceding 12 months (or for such shorter period that the registrant was required to file such reports), and (2) has been subject to such filing requirements for the past 90 days. Yes No

Indicate by check mark whether the registrant has submitted electronically and posted on its corporate Web site, if any, every Interactive Data File required to be submitted and posted pursuant to Rule 405 of Regulation S-T (§232.405 of this chapter) during the preceding 12 months (or for such shorter period that the registrant was required to submit and post such files). Yes No

Indicate by check mark if disclosure of delinquent filers pursuant to Item 405 of Regulation S-K is not contained herein, and will not be contained, to the best of registrant's knowledge, in definitive proxy or information statements incorporated by reference in Part III of this Form 10-K or any amendment to this Form 10-K.

Indicate by check mark whether the registrant is a large accelerated filer, an accelerated filer, or a non-accelerated filer. See definition of "accelerated filer and large accelerated filer" in Rule 12b-2 of the Exchange Act.

Large accelerated filer Accelerated filer Non-accelerated filer Smaller reporting company

Indicate by check mark whether the registrant is a shell company (as defined in Rule 12b-2 of the Exchange Act). Yes No

The aggregate market value of common stock of the registrant held by non-affiliates of the registrant was approximately \$9.5 million on July 2, 2009, including the value of the common stock for which the exchangeable shares of the registrant's subsidiary, SMTC Manufacturing Corporation of Canada, are exchangeable. For purposes of the foregoing sentence, the term "affiliate" includes each director and executive officer of the registrant and each holder of more than 10% of the registrant's common stock. This determination of affiliate status is not necessarily a conclusive determination for other purposes. The computation of the aggregate market value is based upon the closing price of the common stock as reported on The NASDAQ Global Market on July 2, 2009, the last business day of the registrant's most recently completed second quarter.

As of March 1, 2010, SMTC Corporation had 13,943,284 shares of common stock, par value \$0.01 per share, and one share of special voting stock, par value \$0.01 per share, outstanding. As of March 1, 2010, SMTC Corporation's subsidiary, SMTC Manufacturing Corporation of Canada, had 703,048 exchangeable shares outstanding, excluding 7,245,262 exchangeable shares owned by the Company's wholly-owned subsidiary, SMTC Nova Scotia Company, each of which is exchangeable for one share of common stock of SMTC Corporation.

DOCUMENTS INCORPORATED BY REFERENCE

Portions of the registrant's definitive Proxy Statement relating to the registrant's 2010 Annual Meeting of Stockholders to be filed pursuant to Regulation 14A are incorporated by reference in Part III of this Report.

PART I

FORWARD-LOOKING STATEMENTS

This Annual Report contains forward-looking statements as defined under the federal securities laws. See “Forward-looking statements” below. Actual results could vary materially. Factors that could cause actual results to vary materially are described herein and in other documents. Readers should pay particular attention to the considerations described in the section of this report entitled “Risk-Factors that May Affect Future Results.” Readers should also carefully review any risk factors described in other documents the Company files from time to time with the Securities and Exchange Commission.

Where we say “we”, “us”, “our”, the “Company” or “SMTC”, we mean SMTC Corporation or SMTC Corporation and its subsidiaries, as applicable. Where we refer to the “industry”, we mean the electronics manufacturing services industry. Certain statements in this Annual Report contain words such as “could”, “expects”, “may”, “anticipates”, “believes”, “intends”, “estimates”, “plans”, “envisions”, “seeks” and other similar language and are considered forward looking statements or information under applicable securities laws. These statements are based on our current expectations, estimates, forecasts and projections about the operating environment, economies and markets in which we operate. These statements are subject to important assumptions, risks and uncertainties, which are difficult to predict and the actual outcome may be materially different. Although we believe expectations reflected in such forward-looking statements are reasonable based upon the assumptions in this Annual Report, they may prove to be inaccurate and consequently our actual results could differ materially from our expectations set out in this Annual Report.

Item 1: Business

BUSINESS

Overview

SMTC Corporation is a mid-tier provider of end-to-end electronics manufacturing services, or EMS, including product design and sustaining engineering services, printed circuit board assembly, or PCBA, production, enclosure fabrication, systems integration and comprehensive testing services, configuration to order and end customer fulfillment. SMTC facilities span a broad footprint in the United States, Canada, Mexico, and China, with approximately 1,000 full-time employees. SMTC’s services extend over the entire electronic product life cycle from the development and introduction of new products through to growth, maturity and end-of-life phases. SMTC offers fully integrated contract manufacturing services to global original equipment manufacturers, or OEMs, and technology companies primarily within the industrial, networking and computing, and communications market segments.

SMTC has customer relationships with industry leading OEMs. We developed these relationships by capitalizing on the continuing trend of OEMs to outsource non-core manufacturing services, to consolidate their supply base and to form long-term strategic partnerships with selected high quality EMS providers. We work closely with and are highly responsive to our customers throughout the design, manufacturing and distribution process, providing value-added services. We seek to grow our business through the addition of new, high quality customers and the expansion of our activity with existing customers.

We believe that fundamental to our key benefits is our strategic approach in working with customers premised upon gaining insight into their business and bringing innovative solutions to enhancing our customers’ competitiveness and profitability. SMTC lowers total cost of ownership; improves product quality and reliability; accelerates new products to market; improves service and end customer delivery; reduces working capital requirements and capital expenditures that results in improvement of our customers’ overall margins and end customer satisfaction.

Our Markham, Ontario (Toronto) site serves as the Company's primary technical center of excellence, with particular emphasis on assisting current and new customers to develop, prototype and bring new products to full production. This site also continues to manufacture lower volume, higher complexity printed circuit board assemblies.

Our Chihuahua, Mexico facility serves as SMTC's largest assembly operation, offering customers high quality services in a highly efficient, cost effective site. In 2008, we expanded our operations in Chihuahua, Mexico to offer low cost Enclosure Systems manufacturing capabilities previously performed in our Boston, Massachusetts operation. As a result of the challenging economy and the resulting reducing revenue, the Boston facility was closed at the end of the second quarter of 2009. Our San Jose, California operations specialize in printed circuit board assemblies, system integration and configuration and other related activities.

The Company has had a nine year manufacturing relationship with Alco Electronics Ltd. (Alco), a Hong Kong-headquartered, publicly-traded company with large scale manufacturing operations in China. SMTC, through its subsidiary SMTC Asia Ltd., and Alco have a dedicated manufacturing facility in Chang An, China. Capitalizing on the strengths of both companies, this site provides SMTC current and prospective customers with highly efficient, low cost Asia-based manufacturing solutions. This facility provides a full suite of integrated manufacturing services including assembly, testing, box build, final product integration, and expanded supply chain capabilities through an international sourcing and procurement office.

Industry Background

The EMS sector is the outsourced portion of the worldwide electronics assembly industry. There is currently considerable outsourcing of manufacturing by OEMs in response to rapidly changing markets, technologies and accelerating product life cycles as well as the need to lower total costs and convert typical fixed costs into a variable cost model.

Historically, OEMs were vertically integrated manufacturers that invested significantly in manufacturing assets and facilities around the world to manufacture service and distribute their products. EMS originated as primarily labor intensive functions were outsourced by OEMs to obtain additional capacity during periods of high demand. Early EMS providers were essentially subcontractors, providing production capacity on a transactional basis. However, with significant advances in manufacturing process technology, EMS providers developed additional capabilities and were able to improve quality and dramatically reduce OEMs' costs. Furthermore, as the capabilities of EMS companies expanded, an increasing number of OEMs adopted and relied upon EMS outsourcing strategies. Over time, OEMs engaged EMS providers to perform a broader array of manufacturing services, including design and development activities. In recent years, EMS providers have further expanded their range of services to include advanced manufacturing, configuration, packaging and distribution and overall supply chain management. In addition, many OEMs are reducing the number of vendors from which outsourced services are purchased, and are partnering with EMS suppliers, specializing in manufacturing and offering expertise.

By outsourcing manufacturing, OEMs take advantage of the technology and manufacturing expertise of EMS companies and focus on their core business, while leveraging the manufacturing efficiency and capital investment of EMS providers. OEMs use EMS providers to enhance their competitive position by:

- *Lowering Product Costs.* EMS providers are better able to reduce total product costs due to electronic manufacturing expertise and higher utilization of manufacturing capacity spread over a wider range of product types. Due to their scale of operations as well as established and ongoing relationships with suppliers, EMS providers are able to demonstrate aptitude to achieve better pricing and better inventory management.
- *Reducing Time-to-Market.* Electronics products are experiencing shorter product life cycles, requiring OEMs to continually reduce the time required to bring new products to market. OEMs can significantly improve product development cycles and enhance time-to-market by benefiting from the expertise and

infrastructure of EMS providers. This expertise includes capabilities relating to design, quick-turn prototype development and rapid ramp-up of new products to high volume production, with the critical support of worldwide supply chain management.

- *Improving Supply Chain Management.* OEMs that manufacture internally are faced with greater complexities in planning, sourcing, procurement and inventory management due to frequent design changes, short product life cycles and product demand fluctuations. OEMs can address these complexities by outsourcing to EMS providers that possess sophisticated supply chain management capabilities and can leverage significant component procurement advantages to lower product costs.
- *Accessing Advanced Manufacturing Capabilities and Process Technologies.* Electronics products and electronics manufacturing technology have become increasingly sophisticated and complex, making it difficult for many OEMs to maintain the necessary technological expertise and focus required to efficiently manufacture products internally. By working closely with EMS providers, OEMs gain access to high quality manufacturing expertise and capabilities in the areas of advanced process, interconnect and test technologies.
- *Improving Access to Global Markets.* OEMs are generally increasing their international activities in an effort to expand sales through access to foreign markets. EMS companies with worldwide capabilities are able to offer such OEMs global manufacturing solutions enabling them to meet local content requirements and to distribute products efficiently around the world at lower costs.
- *Reducing Capital Investments.* OEMs are able to reduce their capital investments in inventory, facilities and equipment by outsourcing their manufacturing to EMS providers and allocating their resources towards their core business activities.
- *Shift from a Fixed to Variable Cost Model.* Through outsourcing, OEMs are able to shed substantial fixed costs of manufacturing and take advantage of EMS providers' efficient and highly utilized facilities, resulting in a highly variable and efficient cost structure.

SMTC Capabilities and Performance

SMTC's electronic manufacturing services span the entire electronic product life cycle from the development and introduction of new products through the growth, maturity, and end-of-life phases. We believe that SMTC's manufacturing services have the capabilities and innovation to reduce our customers' product costs and time-to-market to improve competitiveness. We continuously work with our customers to identify, prioritize and implement opportunities for cost reduction.

SMTC offers two vertically integrated manufacturing streams: PCBA Products and Larger-scale Systems. For each of these streams, SMTC provides a broad range of end-to-end manufacturing services, from assembly, test, integration and box-build through to system level test, configure-to-order, and end-customer order fulfillment. These core services are complemented with enclosure and precision metal fabrication, cable assembly, interconnect and engineering design services. SMTC's two manufacturing streams are vertically integrated to better control quality, lead times and inventory risk and to avoid the "margin stacking" when these services are provided by loosely connected entities. Customers benefit from lower costs, better quality, and shorter lead times.

Our vertically integrated manufacturing services include:

PCBA Assembly Services. We provide advanced product assembly and system level integration and test services combined with advanced manufacturing equipment and processes. Our flexible environment allows SMTC to support medium to high mix and volume manufacturing requirements as well as deliver a final product directly to the end customer.

System-Level Integration, Box-Build and Test. Our system and subsystem assembly services involve combining a wide range of subassemblies, including PCBAs, cables and harnesses, battery boxes and connector blocks, power supplies, backplanes and thermal controls. Our test expertise encompasses the full array of technologies present in today's system-level products, including high-speed digital, radio frequency (RF), precision analog, power, thermal and optical. We provide complete electrical and mechanical testing for cables, harnesses, PCBA's, subassemblies and systems to meet our customers' requirements and specifications. Our in-house expertise enables us to provide custom test development services to our customers and to implement their product-specific tests.

Enclosures and Precision Metal Fabrication. SMTC uses premium grade sheet steel, stainless steel, and aluminum ensuring high quality. Technologically advanced equipment and processes enable SMTC to produce medium to complex product enclosures and metal parts while still achieving a low overall product cost. Our soft tooling approach minimizes upfront costs and provides flexibility to respond quickly to engineering changes.

Custom Interconnect. We are experienced in the design, development and manufacturing of interconnect assemblies such as optical and electrical cable and harness assemblies offering customers advanced expertise and low cost options.

Engineering Services. We provide services across the entire product life cycle including product design, prototyping, qualification testing, value and sustaining engineering through product end of life.

Global Procurement and Supply Chain Network. As an extension of our offering of vertically integrated manufacturing services, SMTC's Global Procurement Group plays a fundamental role in our managing a portfolio of assets and relationships in the most efficient manner. Our Global Procurement expertise includes outsourcing based on market conditions and demand management criteria established with the customer; building flexibility into the supply chain network; designing a supply chain specific to individual customer needs; and having the ability to proactively plan. SMTC's supply chain management team is responsible for all aspects of the Company's supply network. This team works together with its customers to establish customized inventory, logistics and distribution services to ensure that any unique delivery requirements are met. Through the use of various management tools, this team focuses on driving improved inventory turns, lowers excess and obsolete inventory risk and reduces overall costs to SMTC customers.

Management Methods and Tools. SMTC has a web-based system through which it can communicate, collaborate and plan throughout the entire supply chain in real-time with its customers and suppliers. This system accelerates the timeliness and effectiveness of decision making and the efficiency and flexibility with which SMTC can respond to customers experiencing unexpected market fluctuations. SMTC employs technologically advanced quality assurance systems, manufacturing process planning and continuous improvement methodologies.

SMTC Footprint

SMTC has four manufacturing/technology centers worldwide, approximately 400,000 square feet of capacity, and more than 50 manufacturing and assembly lines, including a manufacturing relationship with Alco Electronics in China. These facilities are strategically located across a broad footprint in the United States, Canada, Mexico, and China, offering regional centers for new product introductions and low volume product production as well as low cost centers for higher volume production. All SMTC facilities adhere to the "Copy Exact" methodology. That means every SMTC facility employs virtually the same manufacturing equipment and software systems and follows the same standardized processes. "Copy Exact" allows for a seamless and timely transition of production between facilities helping customers reach their cost and volume targets faster. SMTC assigns a dedicated manufacturing unit to each customer. Certain equipment is customer specific including computer controlled inventory carousels, high-speed SMT placement systems, customer specific x-ray, ICT or functional test, assembly and packing solutions.

SMTC Key Benefits to Customers

Three overarching themes form the core of SMTC's differentiation and unique customer value proposition: Trusted, Proven, and Professional.

Operational Counterpart: We take the time to understand our customers' business objectives, end markets, performance expectations, competitive advantage, positioning and strategy—to drive better value. We get involved with our customers at both a strategic and operational level. Inevitably, we become an extension of their business, helping our customers grow, improve competitiveness, margins, and gain market share.

The SMTC Customer Experience: We believe that SMTC combines strong performance with a partnership approach that delivers tangible, bottom line benefits through committing expertise and resources towards customer goals. It is one of many reasons why most SMTC customers have been with us for more than 8 years, and some more than 16 years.

Our People: SMTC's customer-based teams are tied to the customer at a strategic, operational and organizational level. Our people create an environment that celebrates collaboration and teamwork. We foster a participatory workplace that enables people, at every level of the organization, to get involved in making decisions that put the customer first.

Executive Mindshare: SMTC fully engages with its customers on many levels—from operational and executive mindshare, to custom-tailored solutions to its strategic partnership approach. Senior management is accessible to and involved with customers. Our customers receive the attention they need from highly experienced professional management.

Strategic Fit: Fit matters. Winning OEMs look for winning manufacturing partners. SMTC mitigates the risk of outsourcing and consistently delivers results and value. Nine of our top ten customers are leaders in their respective markets.

Global Footprint: SMTC offers the best strategic and operational footprint with four manufacturing / technology centers worldwide, approximately 400,000 square feet of capacity, and more than 40 manufacturing and assembly lines. Our facilities are strategically located across a broad footprint in the United States, Canada, Mexico, and China.

Superior Value: SMTC continuously works collaboratively with customers to identify, prioritize and implement opportunities for cost reduction. Working collaboratively helps ensure superior service, operations excellence and continuous cost improvement.

Customized Solutions: SMTC is proactive—we provide innovative manufacturing solutions responsive to the dynamics of the customer's marketplace.

SMTC's Strategy

Our objective is to create increasing long term value to our stockholders through continuing growth in sales, profitability and cash generation. A cornerstone to SMTC's strategy is our customer-centric focus throughout the organization. Our key strategies include:

Provide Outstanding Customer Service and Performance Customer acquisition and loyalty comes from our ongoing commitment to understanding our customers' business performance requirements and our expertise in meeting or exceeding these requirements and enhancing their competitive edge. SMTC's customer focus extends to our unique offering of dedicated resources, a detailed understanding of our customers' challenges and how we can support our customers in meeting their goals. Our dedicated teams approach is used throughout SMTC facilities and comprises of members from all functional areas working together to better understand the

unique needs of the customer, their challenges and future plans. Our strong customer partnership approach includes involvement from both operational and SMTC's senior executive team demonstrating our commitment to understanding each customer's goals, challenges, strategies, operations and products to provide a better overall solution.

Focus on Well Defined Customer Markets SMTC focuses on specific customer sectors that align well with the Company's capabilities. These sectors primarily include industrial, networking and computing, and communications industries. Customers with unique medium to high mix and volume production requirements with a need for a high level of responsiveness to changing market demands are particularly well suited for SMTC's capabilities. SMTC continues to leverage its experience and established relationships in its existing market segments.

Provide Advanced Technological Capabilities We remain committed to enhancing our capabilities and value-added services to become an integral part of our customers' operations. Through our investment in assembly technologies and in design, engineering and test capabilities, we are able to provide our customers with a variety of advanced design and manufacturing solutions.

Provide Comprehensive Service Offerings SMTC's broad array of electronic manufacturing services spans the entire electronic product life cycle from introduction and development of new products to the support of products to growth and maturity phases. We perform advanced printed circuit board assembly and test and complement these capabilities with precision enclosure fabrication, system integration, product configuration, and build-to-order services. As products mature, we provide comprehensive value engineering services to reduce the cost of the products we produce without compromising quality or function. As products near their end of life, SMTC sustaining engineering, warranty repair, and supply chain management systems ensure continued availability and support of hard to source components while mitigating the risks associated with declining inventories. We believe that our breadth of services provides greater control over quality, delivery and costs and enables us to offer our customers a complete, end-to-end solution that is time and cost effective.

Maintain a Competitive, Scalable Cost Structure. We maintain a competitive cost structure that not only delivers highly competitive pricing to customers but also is both variable and scalable as market conditions dictate. We strive to improve profitability through tight cost containment measures, performance excellence, leveraging fixed costs and increased capacity utilization. We have made key investments in manufacturing capacity and will continue to do so as we continue to grow.

Technology, Processes and Development

The SMTC engineering services team delivers a range of design, engineering and manufacturing solutions. We have electronic engineering expertise in many markets, including power, instrumentation, wired, wireless and optical telecommunications, industrial and consumer markets. We maintain manufacturing equipment and tools to the highest calibration standards possible. We follow a comprehensive preventative maintenance program. Customers rely on our full range of design services—from software and firmware development, to electronic design and PCB layout. We partner with our customers to deliver innovative manufacturing solutions aligned with their business objectives. We offer everything from full-service, turnkey product development and manufacturing to on-site engineering support.

Our test expertise encompasses the full array of technologies present in today's system-level products, including high-speed digital, RF, precision analog, power, thermal, and optical. We provide complete electrical and mechanical testing for cables, harnesses, PCBAs, subassemblies and systems to meet our customer's requirements and specifications. Our in-house expertise enables us to provide custom test development services to our customers and to implement their product-specific tests.

SMTC's box build experience spans the past 10 years with all manufacturing sites supporting current customers in this level of outsourcing. Our integration and box build assembly services involve combining a

wide range of subassemblies, including PCBAs, cables and harnesses, external housing (plastic and metal), monitors, battery boxes and connector blocks, power supplies, fan trays, backplanes and thermal controls. Integrated units are packaged, together with manuals, software, and peripherals. Order fulfillment and configuration to order is handled throughout the integration service, specific to the needs of the customer.

SMTC's order fulfillment and distribution operations help our customers reduce material storage, lower handling costs and achieve higher inventory turns. We can implement a responsive, efficient and cost-effective configure-to-order and order fulfillment solution. We align our processes with the customers' operations, selling and distribution objectives to eliminate redundancies and associated costs.

Our design services capability optimizes product design for maximum performance, higher yields, and faster time-to-market., with the objective to assist our customers become more profitable and more competitive. SMTC provides access to an extensive range of design, value engineering and sustaining engineering services in addition to key process and test engineering capabilities. We support the customer in bringing products to market, enhancing and cost reducing current products and extending life cycle. Early in the product development cycle, SMTC's design services assist customers in selecting the best architecture for their product based on unit and development cost targets, product functionality and time to market goals. SMTC helps customers develop detailed design specifications and test plans to ensure that their products are both designed and fully tested to their requirements prior to going into volume manufacturing.

We believe that SMTC applies best-in-class quality programs, processes and metrics to achieve exceptional quality standards. We endeavor to fully understand the quality requirements for every customer and we continuously review and improve our quality performance to exceed customer expectations. All SMTC sites use Computer Integrated Manufacturing (CIM), a common quality management platform. The CIM System tracks quality assurance processes in real-time and reports on all steps in the manufacturing process. We use a customer-centric, team-based approach to quality assurance. Dedicated professionals work with our customers to determine key quality requirements, and where applicable, they ensure suppliers adhere to those standards as well. All SMTC sites are registered to the ISO-9001 quality management system standard. The corporate headquarters is registered as a TL9000 facility and is ISO 13485 certified. Our San Jose facility is also ISO 13485 certified. SMTC builds PCB assemblies according to IPC guidelines. We also work closely with standards organizations such as UL and CSA, in compliance with customer requirements.

Marketing and Sales

SMTC has a direct sales channel model with territorial assignments based on geographical coverage of our target markets in North America. Our geographical coverage is enhanced through select manufacturers' representative companies. Our marketing and sales team works collectively to gain insight on potential customers' business, market positioning and business challenges and focuses on a solutions-based approach to enhancing profitability, market positioning and business performance for that customer. Our customer-centric focus continues through to the execution phase of our relationships with a dedicated team-based manufacturing approach throughout all SMTC facilities.

Global Procurement and Supply Chain Management

SMTC delivers supply chain capabilities and solutions that support the total product lifecycle. Our teams work closely with customers' supply-base partners to integrate the entire supply chain. Our extended supply chain model recognizes the need for collaboration between OEM customers, SMTC and supply partners to ensure overall supply chain optimization, from product design processes, manufacturing, sourcing, order management and fulfillment to transportation and logistics. The end result is greater control over a complex, extended supply chain to help SMTC customers realize flexibility, cost savings, process improvements, and competitive advantages.

In lean manufacturing environments, success is defined by how fast and how effectively manufacturers can respond to evolving customer demands and new global supply chain conditions. SMTC leverages supply chain tools and systems to respond rapidly and effectively to changing real-world conditions. Our customers rely on SMTC's core processes and capabilities to drive the success of their supply chains. Each supply chain solution we deliver is tailored to address each customer's unique requirements.

SMTC employs Agile Product Lifecycle Management ("Agile") solutions software to help OEMs accelerate revenue, reduce costs, improve quality, ensure compliance, and drive innovation throughout the product lifecycle. Agile provides comprehensive support for product lifecycle business processes, platform and integration requirements. Agile enables a single enterprise view of the product and part records across the entire system, helping customers accelerate new product introduction time, reduce direct material costs and ensure regulatory compliance.

The demand management process is a core process at SMTC which drives short and long term planning and execution activities. Effective demand management optimizes materials availability, supply base performance and overall liability management. At SMTC we recognize the need to deploy people, process and technology, as well as extensive customer communication and visibility, to ensure effective demand management execution. This allows for real time analysis, feedback and implementation of changes in customer and end-market demand. Rapid communication to suppliers of changes in requirements, and a truly responsive end-to-end supply chain.

SMTC also employs Kinaxis *RapidResponse*, an integrated Response Management tool that allows supply chain professionals to access real-time information and enable collaboration across extended supply networks. The tool allows SMTC to perform real-time demand scenario simulation, review supply constraints, perform rapid MRP, and communicate changes in requirements to suppliers—all on the same day. With *RapidResponse*, SMTC teams achieve high levels of supply chain agility, with immediate response to changes in demand, supply, capacity and daily operations. The platform enables real-time supply chain visibility and on-line collaboration anywhere in the world. SMTC gains the insight needed to quickly and effectively respond to a wide variety of supply chain challenges.

Visibility solutions are customized to support a range of requirements, including inventory visibility, MPS simulation, clear-to-build (CTB), available-to-promise (ATP), end-market demand steering, and service parts management. Single instance of Kinaxis provides a single view of inventory across all SMTC plants and hubs as well as a view of materials supply. Custom reports can be set up to automatically email within SMTC and to SMTC customers on regular intervals. Inventory and supply base liabilities dashboard has proven to be a valuable tool for both SMTC and our customers. Visibility solutions include intercompany processes and multi-node supply chains.

SMTC Suppliers

RapidResponse works hand-in-hand with E-plenishment, SMTC's electronic business-to-business process that provides real-time and daily information exchange and transactions with suppliers. Through E-plenishment, SMTC has an ongoing view into supplier on hand inventories and is able to more effectively plan factory capacities and provide customer delivery commitments. The tools allow SMTC to support the ATP (Available to Promise) process of our OEM customers, and increase the reliability of their commitments to the end customers.

With our web-based collaborative planning systems, our customers' needs are integrated with our suppliers in a more efficient and cost effective manner than is achievable through traditional electronic data interchange. In fiscal 2009, we purchased approximately \$135 million in materials. We believe this volume of procurement enhances our ability to obtain better pricing, influence component packaging and design and obtain supply of components in constrained markets.

We generally order materials and components under our agreements with customers only to the extent necessary to satisfy existing customer orders or forecasts. We have implemented specific inventory management

strategies with certain suppliers such as supplier owned inventory and other SMTC supply chain velocity and flexibility programs. Fluctuations in material costs typically are passed through to customers. We may agree, upon request from our customers, to temporarily delay shipments, which causes a corresponding delay in our revenue recognition and an increase in inventory. Ultimately, however, our customers generally are responsible for all materials and goods manufactured on their behalf.

During fiscal 2009, no suppliers represented greater than 10% of our total purchases for the year. We believe that there is a sufficient availability of raw materials and supplies to serve our needs. However, some temporary supply chain challenges are expected as the economy improves.

SMTC Customers

SMTC is a distinctive mid-tier EMS provider, supporting customers in industrial, networking and computing, communications, consumer and medical markets.

Revenue in fiscal 2009 was attributed to the following industry sectors: 81% from industrial, 12% from networking and computing and 7% from communications. We have focused on developing relationships with a large number of industrial customers to achieve a level of diversification and to reduce exposure to the volatility of certain electronics sectors.

Industrial product expertise includes:

- Semiconductor manufacturing and test equipment
- Electrical distribution, industrial controls
- Point of sale (POS) terminals
- Currency recognition devices
- Residential and commercial security systems
- GPS navigation and positioning systems
- Components and sub-systems for rapid prototyping equipment
- RF modules for satellite -based tracking systems
- Protocol analyzers
- Power supplies for high precision instruments

Networking and Computing product expertise includes:

- Professional audio and video processing and distribution systems
- Handheld internet access devices
- High-end storage devices
- Office printers, networked production and industrial printing systems
- Mid-range servers and computing systems
- Electronic display systems
- Financial terminals with biometric authentication

Communications product expertise includes:

- VoIP infrastructure, accessing, IVR systems

-
- Carrier class switching and routing systems
 - Broadcast communication equipment
 - Broadband accessing, ADSL and wireless gateway, modem
 - Video and audio signal processing and distribution systems
 - Network traffic management devices
 - Network application delivery and optimization

Consumer product expertise includes:

- High end audio systems
- Home security systems
- Recreational gear

SMTC has achieved ISO 13485 certification at its Markham and San Jose facilities, and its Chihuahua facility is in the process of getting certification. ISO 13485 is an internationally recognized quality management system and standard for the manufacture of medical devices. The standard is governed by the International Organization for Standardization (ISO). All SMTC sites are registered to the ISO 9001 quality management system standard. The ISO 13485 certification may open up new opportunities in the medical device industry for SMTC. The certification validates SMTC's expertise and capabilities that provide the safe design, manufacturing, testing, servicing and installation of products for the medical industry and builds on more than 20 years experience working in partnership with OEMs in the industrial, computing and networks, and communications markets.

Our Competition

The EMS industry is composed of numerous companies that provide a range of manufacturing services for OEMs, from printed circuit board assembly, to design, prototyping, final system assembly, configuration, order fulfillment, repair and aftermarket services. The EMS market consists of contract manufacturers, or CMs, and original design manufacturers, or ODMs. CMs manufacture products that have been designed by the OEM; ODMs also design their own products, primarily commodities, and in many instances are in direct competition with the OEMs. SMTC participates in the mid-sized CM sector.

CM providers fall within one of four tiers:

Large/Tier 1: Global operations with manufacturing facilities in North America, Europe and Asia, and low-cost manufacturing sites in Asia, Mexico and Eastern Europe. Large CMs annual revenues normally are greater than \$1.5 billion.

Mid-size/Tier 2: Usually focused in one region such as North America, or Europe or Asia, with facilities in that region supported by additional facilities in low-cost regions. Mid-sized CMs may have annual revenues ranging from approximately \$200 million up to \$1.5 billion.

Regional /Tier 3: Usually focused in a sub-region, northeast USA for instance, typically with no low-cost facilities.

Small/Tier 4: Usually single facility operations, with annual revenues less than \$20 million.

SMTC competes against large contract manufacturers such as Celestica Inc., Flextronics International Ltd., Jabil Circuit, Inc., Sanmina-SCI, Inc., Benchmark Electronics Inc., and Plexus Corp., as well as numerous mid-size, regional and smaller EMS providers. Certain competitors have greater manufacturing, financial, research and development and marketing resources than SMTC.

Governmental Regulation

Our operations are subject to certain federal, state, provincial and local regulatory requirements primarily relating to environmental compliance and site cleanups, waste management and health and safety matters. In particular, we are subject to regulations pertaining to health and safety in the workplace and the use, storage, discharge and disposal of hazardous chemicals used in the manufacturing process.

Our commitment is to conduct our business in such a way that protects and preserves the environment, health and safety of our employees, our customers and the communities where we all live and operate.

In 2006, the electronics industry became subject to the European Union's Restrictions of Hazardous Substances, or RoHS, and Waste Electrical and Electronic Equipment, or WEEE, directives. Beginning January 1, 2007 the State of California put into effect a similar measure under the Electronic Waste Recycling Act of 2003 which requires the California Department of Toxic Substances Control to adopt regulations to prohibit the sale of electronic devices if they are prohibited from sale in the European Union because they contain certain heavy metals. Parallel initiatives are being proposed in other jurisdictions, including several other states in the United States and in the People's Republic of China. RoHS prohibits the use of lead, mercury and certain other specified substances in electronics products and WEEE requires industry OEMs to assume responsibility for the collection, recycling and management of waste electronic products and components. SMTC's sites are fully capable of producing RoHS compliant products as directed by our customers. In the case of WEEE, the compliance responsibility rests primarily with OEMs rather than with EMS companies. However, OEMs may turn to EMS companies for assistance in meeting their WEEE obligations.

To date, the costs of compliance and environmental remediation have not been material. Nevertheless, additional or modified requirements may be imposed in the future. If such additional or modified requirements are imposed on us, or if conditions requiring remediation are found to exist, we may be required to incur additional expenditures.

Our Structure and Our History

The SMTC family of companies includes the following companies, with their jurisdictions of incorporation or organization in parentheses:

- SMTC Corporation (Delaware)
- HTM Holdings, Inc. (Delaware)
- 940862 Ontario Inc. (Ontario, Canada)
- Qualtron, Inc. (Massachusetts)
- Radio Componentes de Mexico, S.A. de S.V. (Mexico)
- SMTC Asia Ltd. (Hong Kong)
- SMTC de Chihuahua S.A. de C.V. (Mexico)
- SMTC Ireland Company (Ireland)
- SMTC Manufacturing Corporation of California (California)
- SMTC Manufacturing Corporation of Canada (Ontario, Canada)
- SMTC Manufacturing Corporation of Colorado (Delaware)
- SMTC Manufacturing Corporation of Massachusetts (Massachusetts)
- SMTC Manufacturing Corporation of North Carolina (North Carolina)
- SMTC Manufacturing Corporation of Texas (Texas)
- SMTC Manufacturing Corporation of Wisconsin (Wisconsin)
- SMTC Mex Holdings, Inc. (Delaware)
- SMTC Nova Scotia Company (Nova Scotia, Canada)
- SMTC R&D Teoranta (Ireland)
- SMTC Teoranta (Ireland)

Our company's present corporate structure resulted from the July 1999 combination of predecessor companies Surface Mount and HTM in a transaction accounted for under the purchase method of accounting as the acquisition of Surface Mount by HTM. Subsequent to the combination, all of Surface Mount's operating subsidiaries, other than SMTC Canada, SMTC Manufacturing Corporation of Ireland Limited, SMTC Teoranta, SMTC R&D Teoranta and Qualtron, Inc., became subsidiaries of HTM.

Backlog

Although we obtain firm purchase orders from our customers, our customers typically do not make firm orders for delivery of products more than 30 to 90 days in advance. We do not believe that the backlog of expected product sales covered only by firm purchase orders is a meaningful measure of future sales since additional orders may be added, or orders rescheduled or canceled.

Employees

As of January 3, 2010, we employed approximately 1,000 full time employees. In addition, we employ varying levels of temporary employees as our production demands. Given the variable nature of our project flow and the quick response time required by our customers, it is critical that we be able to quickly adjust our production levels to maximize efficiency. To achieve this, our strategy has been to employ a skilled temporary labor force, as required. We use outside contractors to qualify our temporary employees on a site-by-site basis. Our production level temporary employees are compensated by the hour. We believe we are team-oriented, dynamic and results-oriented with an emphasis on customer service and quality at all levels. We believe this environment is a critical factor for us to be able to fully utilize the intellectual capital of our employees. Because of our training programs, to date we have not experienced difficulty in adequately staffing skilled employees.

As of January 3, 2010, our only unionized employees were at our Mexico facility. We have never experienced a work stoppage or strike and believe we have sound employee relations.

Item 1A: Risk Factors

FORWARD-LOOKING STATEMENTS

A number of the matters and subject areas discussed in this Form 10-K are forward-looking in nature. The discussion of such matters and subject areas is qualified by the inherent risks and uncertainties surrounding future expectations generally. SMTC cautions readers that all statements other than statements of historical facts included in this annual report on Form 10-K regarding SMTC's financial position and business strategy may constitute forward-looking statements. All of these forward-looking statements are based upon estimates and assumptions made by SMTC's management, which although believed to be reasonable, are inherently uncertain. Therefore, undue reliance should not be placed on such estimates and statements. No assurance can be given that any of such estimates or statements will be realized, and it is possible that actual results will differ materially from those contemplated by such forward-looking statements. Factors that may cause such differences include: (1) increased competition; (2) increased costs; (3) the inability to implement our business plan and maintain covenant compliance under our credit agreements; (4) the loss or retirement of key members of management; (5) increases in SMTC's cost of borrowings or lack of availability of additional debt or equity capital on terms considered reasonable by management; (6) adverse state, federal or foreign legislation or regulation or adverse determinations by regulators; (7) changes in general economic conditions in the markets in which SMTC may compete and fluctuations in demand in the electronics industry; (8) the inability to manage inventory levels efficiently in light of changes in market conditions; and (9) the inability to sustain historical margins as the industry develops. SMTC has attempted to identify certain of the factors that it currently believes may cause actual future experiences to differ from SMTC's current expectations regarding the relevant matter or subject area. In addition to the items specifically discussed in the foregoing, SMTC's business and results of operations are subject to the risks and uncertainties described under the heading "Factors That May Affect Future Results"

below. The operations and results of SMTC's business may also be subject to the effect of other risks and uncertainties. Such risks and uncertainties include, but are not limited to, items described from time to time in SMTC's reports filed with the Securities and Exchange Commission.

FACTORS THAT MAY AFFECT FUTURE RESULTS

RISKS RELATED TO OUR BUSINESS AND INDUSTRY

The financial markets have constricted in recent years.

If we attempt to obtain future financing or renegotiate our current financing, the constriction of the credit market could negatively impact our ability to obtain such financing. In addition, the constriction of the credit market could negatively impact certain of our customers, certain of their customers, and our suppliers. These impacts could lead to a decrease in demand for our products, as well as our customers' products, or a decrease in supply of our inputs, which could result in a negative effect on our results of operations or they could result in customers having insufficient financing to support their business.

We are exposed to general economic conditions, which could have an adverse impact on our business, operating results and financial condition.

As a result of unfavorable economic conditions, reduced capital spending and changes in our customers' manufacturing requirements, our sales declined during fiscal years 2002 to 2005 and in 2008 and 2009. If general economic conditions deteriorate we may experience an adverse impact on our business, operating results and financial condition, since end customer demand for our customers' products could be adversely affected. Due to the uncertainty surrounding the economy and the Company's ability to predict the effect such conditions will have on its customers, the Company cannot predict the scope or magnitude of the negative effect that such economic slowdown will have on it.

A majority of our revenue comes from a small number of customers; if we lose any of our larger customers, our revenue could decline significantly.

We operate in a highly competitive and dynamic marketplace in which current and prospective customers often seek to lower their costs through a competitive bidding process among EMS providers. This process creates an opportunity to increase revenue to the extent we are successful in the bidding process, however, there is also the potential for revenue decline to the extent we are unsuccessful in the process. Furthermore, even if we are successful, there is the potential for our margins to decrease.

Five of our largest customers were, representing 21.9%, 15.9%, 15.7%, 13.9% and 10.4% of total revenue from continuing operations for the year ended January 3, 2010, respectively. For the fourth quarter of 2009, our top ten largest customers collectively represented 94% of our total revenue. We expect to continue to depend upon a relatively small number of customers for a significant percentage of our revenue. In addition to having a limited number of customers, we manufacture a limited number of products for each of our customers. If we lose any of our largest customers or any product line manufactured for one of our largest customers, we could experience a significant reduction in our revenue. Also, the insolvency of one or more of our largest customers or the inability of one or more of our largest customers to pay for its orders could decrease revenue. As many of our costs and operating expenses are relatively fixed, a reduction in net revenue can decrease our profitability and adversely affect our business, financial condition and results of operations.

We are exposed to fluctuations in currencies, particularly the weakening of the US dollar.

Most of our sales and component purchases are denominated in U.S. dollars. Our Canadian and Mexican payroll, Euro based component purchases and other various expenses are denominated in local currencies. As a result, we have limited exposure to foreign currency exchange risk for modest changes in exchange rates.

However, for more significant changes in exchange rates, the Company is subject to much greater variations. Every \$0.01 change in the US dollar results in a change in expenses of approximately \$0.2 million. The strengthening of the Canadian dollar results in an increase in costs to the organization and may lead to a reduction in reported earnings.

Our industry is very competitive and we may not be successful if we fail to compete effectively.

The electronics manufacturing services (EMS) industry is highly competitive. We compete against numerous large domestic and foreign EMS providers including Celestica Inc., Flextronics International Ltd., Jabil Circuit, Inc., Sanmina-SCI, Inc., Benchmark Electronics Inc. and Plexus Corp. In addition, we compete against numerous smaller competitors. We may in the future encounter competition from additional large electronics manufacturers that are selling, or may begin to sell, electronics manufacturing services. Some of our competitors have substantially greater manufacturing, financial, research and development and marketing resources and lower cost structures than us. We also face competition from the manufacturing operations of current and potential customers, which are continually evaluating the merits of manufacturing products internally versus the advantages of using external manufacturers.

We may experience variability in our operating results, which could negatively impact the price of our shares.

Our annual and quarterly results have fluctuated in the past. The reasons for these fluctuations may similarly impact our business in the future. Prospective investors should not rely on results of operations in any past period to indicate what our results will be for any future period. Our operating results may fluctuate in the future as a result of many factors, including:

- variations in the timing and volume of customer orders relative to our manufacturing capacity;
- variations in the timing of shipments of products to customers;
- introduction and market acceptance of our customers' new products;
- changes in demand for our customers' existing products;
- the accuracy of our customers' forecasts of future production requirements;
- effectiveness in managing our manufacturing processes, inventory levels and costs;
- changes in competitive and economic conditions generally or in our customers' markets;
- willingness of suppliers to supply the Company on normal credit terms; and
- changes in the cost or availability of components or skilled labor.

In addition, most of our customers typically do not commit to firm production schedules more than 30 to 90 days in advance. Accordingly, it is difficult for us to forecast the level of customer orders with certainty. As a result, we may not be able to schedule production to maximize utilization of our manufacturing capacity. In the past, we have been required to increase staffing, purchase materials and incur other expenses to meet the anticipated demand of our customers. Sometimes anticipated orders from certain customers have failed to materialize, and at times delivery schedules have been deferred as a result of changes in a customer's needs. Any material delay, cancellation or reduction of orders from our larger customers could cause our revenue to decline. In addition, as many of our costs and operating expenses are relatively fixed, a reduction in customer demand can decrease our gross margins and adversely affect our business, financial condition and results of operations. On other occasions, customers have required rapid and unexpected increases in production, which have placed burdens on our manufacturing capacity and supply chain function and adversely affected costs.

Any of these factors or a combination of these factors could have an adverse impact on our business, financial condition and results of operations.

We are dependent upon the electronics industry, which produces technologically advanced products with short life cycles.

Most of our customers are in the electronics industry, which is characterized by intense competition, short product life-cycles and significant fluctuations in product demand. In addition, the electronics industry is generally subject to rapid technological change and product obsolescence. If our customers are unable to create products that keep pace with the changing technological environment, their products could become obsolete and the demand for our services could significantly decline. Our success is largely dependent on the success achieved by our customers in developing and marketing their products. Furthermore, the electronics industry is subject to economic cycles and has in the past experienced downturns. A decline in the electronics industry would likely have an adverse impact on our business, financial condition and results of operations.

Consolidation in the electronics industry may adversely affect our business by increasing customer buying power or increasing competition.

Consolidation in the electronics industry among our competitors, our customers, or both may result in increasing or strengthening large electronics companies. The significant buying and market power of these companies may increase competitive pressures on us. In addition, if any of our large customers is acquired or merged with another provider of similar services, we may lose that customer's business.

Shortages or price fluctuations of component parts specified by our customers could delay product shipment and affect our profitability.

A substantial portion of our revenue is derived from "turnkey" manufacturing. In turnkey manufacturing, we provide both the materials and the manufacturing services. If we fail to manage our inventory effectively, we may bear the risk of fluctuations in materials costs, scrap and excess inventory, all of which can have an adverse impact on our business, financial condition and results of operations. In addition, delays, cancellations or reductions of orders by our customers could result in an excess of materials. Orders received from customers within component lead time, rapid increases in orders or lengthening of lead times by suppliers could cause a shortage of materials. A shortage of materials could lengthen production schedules and increase costs. An excess of materials may increase the costs of maintaining inventory and may increase the risk of inventory obsolescence, both of which may increase expenses and decrease profit margins and operating income.

Many of the products we manufacture require one or more components that we order from sole-source suppliers. Supply shortages for a particular component can delay production of all products using that component or cause cost increases in the services we provide. In addition, in the past, some of the materials we use, such as memory and logic devices, have been subject to industry-wide shortages. As a result, suppliers allocate available quantities among their customers, and we have not been able to obtain all of the materials required. Our inability to obtain these materials could slow production or assembly, delay shipments to our customers, increase costs and reduce operating income. Also, we may bear the risk of periodic component price increases, which could reduce operating income. Also we rely on a variety of common carriers for materials transportation, and we route materials through various world ports. A work stoppage, strike or shutdown of a major port or airport could result in manufacturing and shipping delays or expediting charges, which could have an adverse impact on our business, financial condition and results of operations.

If we are unable to respond to rapidly changing technology and process development, we may not be able to compete effectively.

The market for our products and services is characterized by rapidly changing technology and continuing process development. The future success of our business will depend in large part upon our ability to maintain and enhance our technological capabilities, to develop and market services that meet changing customer needs, and to successfully anticipate or respond to technological changes on a cost-effective and timely basis. In addition, the EMS industry could in the future encounter competition from new or revised technologies that

render existing technology less competitive or obsolete or that reduce the demand for our services. There can be no assurance that we will effectively respond to the technological requirements of the changing market. To the extent we determine that new technologies and equipment are required to remain competitive, the development, acquisition and implementation of such technologies and equipment may require us to make significant capital investments. There can be no assurance that capital will be available for these purposes in the future or that investments in new technologies will result in commercially viable technological processes.

If our components and or products are defective, demand for our services may decline and we may be exposed to product liability and product warranty liability.

Defects in the products we manufacture, whether caused by a design, engineering, manufacturing or component failure or deficiencies in our manufacturing processes, could result in product or component failures, which may damage our business reputation, and expose us to product liability or product warranty claims.

Although, generally liability for these claims in our contracts rest with our customers, our customers may not, or may not have the resources to, satisfy claims for costs or liabilities arising from a defective product or component for which they have assumed responsibility.

If our product or component is found to cause any personal injury or property damage or is otherwise found to be defective, we could incur significant expenditures to resolve the claim. A successful product liability or product warranty claim could have a material adverse effect on our business and its results.

We may encounter significant delays or defaults in payments owed to us by customers for products we have manufactured or components that are unique to particular customers.

We structure our agreements with customers to mitigate our risks related to obsolete or unsold inventory. However, enforcement of these contracts may result in material expense and delay in payment for inventory. If any of our significant customers become unable or unwilling to purchase such inventory, our business may be materially harmed.

We are subject to the risk of increased taxes.

We base our tax position upon the anticipated nature and conduct of our business and upon our understanding of the tax laws of the various countries in which we have assets or conduct activities. Our tax position, however, is subject to review and possible challenge by taxing authorities and to possible changes in law. We cannot determine in advance the extent to which some jurisdictions may assess additional tax or interest and penalties on such additional taxes.

Our business will suffer if we are unable to attract and retain key personnel and skilled employees.

Our business depends on our ability to continue to recruit, train and retain skilled employees, particularly executive management, engineering and sales personnel. Recruiting personnel in our industry is highly competitive. Our ability to successfully implement our business plan depends in part on our ability to attract and retain management and existing employees. There can be no assurance that we will be able to attract and retain executive officers and key personnel or attract qualified management in the future. In connection with our restructuring in 2009, we reduced our workforce by approximately 23%. If we receive a significant volume of new orders, we may have difficulty recruiting skilled workers back into our workforce to respond to such orders and accordingly may experience delays that could adversely affect our ability to meet customers' delivery schedules.

Risks particular to our international manufacturing operations could adversely affect our overall results.

Our international manufacturing operations are subject to inherent risks, including:

- fluctuations in the value of currencies and high levels of inflation;

-
- longer payment cycles and greater difficulty in collecting amounts receivable;
 - reduced credit and payment terms with vendors;
 - unexpected changes in and the burdens and costs of compliance with a variety of foreign laws;
 - political and economic instability;
 - increases in duties and taxation;
 - imposition of restrictions on currency conversion or the transfer of funds; and
 - trade restrictions

We are subject to a variety of environmental laws, which expose us to potential financial liability.

Our operations are regulated under a number of federal, state, provincial, local and foreign environmental and safety laws and regulations, which govern, among other things, the discharge of hazardous materials into the air and water as well as the handling, storage and disposal of such materials. Compliance with these environmental laws is a major consideration for us because we use metals and other hazardous materials in our manufacturing processes. We may be liable under environmental laws for the cost of cleaning up properties we own or operate if they are or become contaminated by the release of hazardous materials, regardless of whether we caused such release. In addition we may be liable for costs associated with an investigation and remediation of sites at which we have arranged for the disposal of hazardous wastes, if such sites become contaminated, even if we fully comply with applicable environmental laws. In the event of a contamination or violation of environmental laws, we could be held liable for damages including fines, penalties and the costs of remedial actions and could also be subject to revocation of our discharge permits. Any such revocations could require us to cease or limit production at one or more of our facilities, thereby having an adverse effect on our operations. Environmental laws could also become more stringent over time, imposing greater compliance costs and increasing risks and penalties associated with any violation, which could have an adverse effect on our business, financial condition and results of operations.

Our customers may cancel their orders, change production quantities or locations, or delay production, and the inherent difficulties involved in responding to these demands could harm our business.

Our industry must provide increasingly rapid product turnaround for its customers. We generally do not obtain firm, long-term purchase commitments from our customers and we continue to experience reduced lead-times in customer orders. Customers may cancel their orders, change production quantities, delay production or change their sourcing strategy for a number of reasons. Such changes, delays and cancellations may lead to our production and possession of excess or obsolete inventory which we may not be able to sell to the customer or a third party. The success of our customers' products in the market affects our business. Cancellations, reductions, delays or changes in sourcing strategy by a significant customer or by a group of customers could negatively impact our operating results by reducing the number of products that we sell, delaying the payment to us for inventory that we purchased and reducing the use of our manufacturing facilities which have associated fixed costs not dependent on our level of revenue.

In addition, we make significant decisions, including determining the levels of business that we will seek and accept, production schedules, component procurement commitments, personnel needs and other resource requirements, based on our estimate of customer requirements. The short-term nature of our customers' commitments and the possibility of rapid changes in demand for their products reduce our ability to accurately estimate the future requirements of those customers.

On occasion, customers may require rapid increases in production, which can stress our resources and reduce operating margins. In addition, because many of our costs and operating expenses are relatively fixed, a reduction in customer demand can harm our gross profits and operating results.

Intellectual property infringement claims against our customers or us could harm our business.

Our design and manufacturing services offerings involve the creation and use of intellectual property rights, which subject us to the risk of claims of intellectual property infringement from third parties, as well as claims arising from the allocation of intellectual property rights among us and our customers. In addition, our customers may require that we indemnify them against the risk of intellectual property infringement. If any claims are brought against us or our customers for such infringement, whether or not these have merit, we could be required to expend significant resources in defense of such claims. In the event of such an infringement claim, we may be required to spend a significant amount of money to develop non-infringing alternatives or obtain licenses. We may not be successful in developing such alternatives or obtaining such licenses on reasonable terms or at all.

If OEMs stop or reduce their manufacturing and supply chain outsourcing, our business could suffer.

Future growth in our revenues depends on new outsourcing opportunities in which we assume additional manufacturing and supply chain management responsibilities from OEMs. Current and prospective customers continuously evaluate our capabilities against other providers and the merits of manufacturing products themselves. To the extent that outsourcing opportunities are not available, either because OEMs decide to perform these functions internally or because they use other providers of these services, our future growth would be limited.

From time to time, we are involved in various legal proceedings.

In the past, we have been notified of claims relating to various matters including intellectual property rights, contractual matters or other issues arising in the ordinary course of business. In the event of such a claim, we may be required to spend a significant amount of money to defend or otherwise address the claim. Any litigation, even where a claim is without merit, could result in substantial costs and diversion of resources. Accordingly, the resolution or adjudication of such disputes, even those encountered in the ordinary course of business, could have a material adverse effect on our business, consolidated financial conditions and results of operations.

RISKS RELATED TO OUR CAPITAL STRUCTURE**Our indebtedness could adversely affect our financial health and severely limit our ability to plan for or respond to changes in our business.**

On April 2, 2009, the Company and its lenders amended the lending agreements to revise the EBITDA and leverage covenants and eliminate the fixed charge coverage ratio for the five quarters beginning January 5, 2009 and including the first quarter of the 2010 fiscal period. The interest rates were increased by 200 to 300 basis points. On August 4, 2009, the Company and its lenders agreed to extend the terms of this amendment a further quarter to July 10, 2010. The Company was in compliance with the covenants as of the end of the fourth quarter, accordingly, the outstanding balances under the lending agreements continue to be classified as long-term. The Company is negotiating revised financial covenants for the remainder of 2010. The current covenants effectively expire on July 10, 2010 at which time a fixed coverage charge, not to exceed 1.25, will be reinstated. Based on the Company's current projections, the Company may not be in compliance with the fixed coverage charge for the quarter ended January 2, 2011. If the Company is not able to successfully amend its financial covenants, the Company would be in violation of its credit facility agreement at that time. In the event the Company is unable to amend the required financial covenants or obtain alternative financing, the Company would be unable to access credit and its debt obligations could become accelerated. These events would likely have a material adverse effect on the Company.

Our debt under the Wachovia EDC Facilities could have adverse consequences for our business, including:

- We will be more vulnerable to adverse general economic conditions.
- We are required to dedicate a substantial portion of our cash flow from operations to repayment of debt, limiting the availability of cash for other purposes.

-
- We may have difficulty obtaining financing in the future for working capital, capital expenditures, acquisitions, general corporate purposes or other purposes.
 - We are limited by restrictive covenants and the borrowing base formula in our credit arrangements in our borrowing of additional funds.
 - We may fail to comply with covenants under which we borrowed our indebtedness, including various financial covenants under our Wachovia EDC Facilities. These covenants, applicable to specific twelve month rolling periods, include (i) a minimum consolidated EBITDA target, (ii) a minimum fixed charge coverage ratio, (iii) a maximum total debt to EBITDA ratio, and (iv) maximum unfunded capital expenditures. Our failure to comply with covenants could result in an event of default. If an event of default occurs and is not cured or waived, it could result in all amounts outstanding, together with accrued interest, becoming immediately due and payable. If we were unable to repay such amounts, our lenders could proceed against any collateral granted to them to secure that indebtedness. There can be no assurance that we will maintain compliance with the covenants under the Wachovia EDC Facilities.
 - Our credit facilities contain certain subjective acceleration clauses. There can be no assurance that the lenders will not exercise their rights to accelerate repayment under the terms of the agreement.
 - We could be limited in our borrowing of additional funds by the change in ownership of Wachovia or could otherwise be adversely affected by such change in ownership.

There can be no assurance that our leverage and such restrictions will not adversely affect our ability to finance our future operations or capital needs or to engage in other business activities. In addition, our ability to pay principal and interest on our indebtedness, to meet our financial and restrictive covenants and to satisfy our other debt obligations will depend upon our future operating performance, which will be affected by prevailing economic conditions and financial, business and other factors, certain of which are beyond our control, as well as the availability of revolving credit borrowings under our credit facilities or successor facilities.

We face significant restrictions on our ability to operate under the terms of our credit facilities.

The terms of our credit facilities generally restrict, among other things, our ability to incur additional indebtedness, complete acquisitions, make certain investments, pay dividends or make certain other restricted payments, consummate certain asset sales, make capital expenditures, enter into certain transactions with affiliates, merge, consolidate or sell, assign, transfer, lease, convey or otherwise dispose of our assets (other than in the ordinary course of business). We are also required to maintain specified EBITDA levels under the credit facilities. The revolver portion of the credit facilities also has a borrowing base formula that limits our ability to borrow based on the characteristics of our accounts receivable and inventory. Substantially all of our assets and those of our subsidiaries are pledged as security under our credit facilities.

If we are not able to comply with these covenants and requirements, customers may lose confidence in us and reduce or eliminate their orders with us, which may have an adverse impact on our business, financial condition and results of operations.

Provisions in our charter documents and state law may make it difficult for others to obtain control of us even though some stockholders might consider such a development favorable.

Provisions in our charter, by-laws and certain provisions under Delaware law may have the effect of delaying or preventing a change of control or changes in our management that stockholders consider favorable or beneficial. If a change of control or change in management is delayed or prevented, the market price of our shares could suffer.

Shares of authorized but unissued common stock may be issued from time to time by our Board of Directors without further stockholder action unless such action is required by Delaware law, our charter, or the rules of the NASDAQ Stock Market. Additional authorized but unissued shares of common stock might be used in the

context of a defense against or response to possible or threatened hostile takeovers. It is not possible to predict in advance whether the issuance of additional shares will have a dilutive effect on earnings per share as it depends on the specific events associated with a particular transaction.

There may be adverse consequences resulting from future governmental tax audits of the Company's tax returns.

The Company has taken various tax positions in determining its tax liabilities and the related expense. It is possible that future tax audits or changes in tax regulation may require the Company to change its prior period tax returns and also to incur additional costs. This may negatively affect future period results.

Certain differences may exist between the trading market of our common stock and the trading market for the exchangeable shares of SMTC Canada.

Although the exchangeable shares of SMTC Canada are intended to be functionally and economically equivalent to shares of our common stock, there can be no assurance that the market price of the exchangeable shares will be identical, or even similar, to the market price of our common stock.

Item 1B: Unresolved Staff Comments.

None.

Item 2: Properties

Facilities

We conduct our operations within approximately 400,000 square feet of building space. We believe our facilities are currently adequate for our operating needs and provide capacity for future volume growth. Our principal service at all locations is assembly of electronic components, with the exception of the Chihuahua facility where we also manufacture precision enclosures. Our operating facilities are as follows:

<u>Location</u>	<u>Approx. Square Footage</u>	<u>Leased/Owned</u>
Markham, Ontario	100,000	Leased
San Jose, California	75,000	Leased
Chihuahua, Mexico	225,000	Owned

In addition, SMTC has a third party agreement with Alco Electronics Ltd. in Chang An, China providing access to a 40,000 square foot facility designed around SMTC's copy-exact model. During 2009, the Company closed its Boston, Massachusetts facility.

All of our principal facilities are ISO certified to ISO 9001 or ISO 9002 standards. ISO 9001 and ISO 9002 are commonly recognized standards in the EMS industry that are published by the International Organization for Standardization and relate to quality management systems. ISO 9001 contains requirements for quality assurance in design, development, production, installation and servicing. ISO 9002 contains requirements for quality assurance in production, installation and servicing. In addition, SMTC achieved ISO 13485 certification at its Markham and San Jose facilities. ISO 13485 is an internationally recognized quality management system and standard for the manufacture of medical devices.

The principal executive office of SMTC and SMTC Canada is located at 635 Hood Road, Markham, Ontario, Canada, L3R 4N6.

Item 3: Legal Proceedings

We are a party to various legal actions arising in the ordinary course of our business. We believe that the resolution of these legal actions will not have an adverse effect on our financial position or results of operations.

PART II

Item 5: Market for Registrant’s Common Equity and Related Stockholder Matters

Market Information

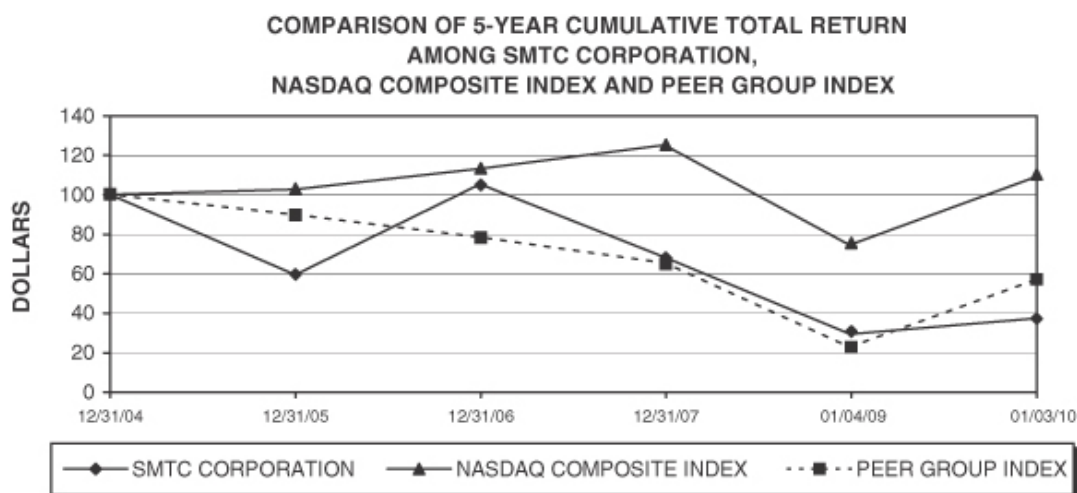
Our common stock trades on the NASDAQ Stock Market under the symbol “SMTX.” The following table shows the high and low sales price for our common stock as reported by the NASDAQ Stock Market for each quarter in the years ended January 3, 2010 and January 4, 2009.

	Common Stock Price			
	2009		2008	
	High	Low	High	Low
First Quarter	\$0.80	\$0.23	\$2.38	\$1.16
Second Quarter	1.19	0.38	2.64	1.68
Third Quarter	0.95	0.64	2.25	1.15
Fourth Quarter	1.15	0.70	1.15	0.50

Stock performance graph

The following graph sets forth the Company’s total cumulative stockholder return as compared to the NASDAQ Composite Index, a peer group chosen by the Company for fiscal 2009 (the “Peer Group”). The Peer Group is comprised of the following companies: Benchmark Electronics, Inc., Celestica Inc., CTS Corp., Flextronics International Ltd., Jabil Circuit, Inc., Key Tronic Corp., Plexus Corp., Sanmina-Sci Corporation, Sigmatron International Inc., and SMTC Corporation.

The total stockholder return assumes \$100 invested on January 1, 2005 in Common Stock of the Company, the NASDAQ Composite Index and the Peer Group of companies that, like the Company, (i) are publicly traded, and (ii) are mid-to-large tier providers of advanced electronics manufacturing services. Total return assumes reinvestment of dividends. Historical stock price performance is not necessarily indicative of future price performance.



ASSUMES \$100 INVESTED ON JAN. 1, 2005
ASSUMES DIVIDEND REINVESTED
FISCAL YEAR ENDING JAN. 3, 2010

Holders

As of March 1, 2010, there were approximately 240 holders of record of the Company's common stock.

As of March 1, 2010, the Company's capital stock consisted of 26,000,000 authorized shares of common stock, par value \$.01 per share, of which, as of such date, 13,943,284 shares were issued and outstanding, and 5,000,000 authorized shares of special voting stock, par value \$.01 per share, of which, as of such date, one share was issued and outstanding. As of March 1, 2010, SMTC Corporation's subsidiary, SMTC Manufacturing Corporation of Canada, had 703,048 exchangeable shares outstanding, excluding 7,245,262 exchangeable shares owned by the Company's wholly-owned subsidiary, SMTC Nova Scotia Company, each of which is exchangeable for one share of common stock of SMTC Corporation.

Dividends

The Company has never declared a cash dividend on its common stock. The Board of Directors of the Company has no present intention to authorize the payment of dividends on common stock in the foreseeable future. It is the present policy of the Company to retain earnings, if any, to provide for growth and working capital needs. Further, the Company's credit facilities restrict the Company from paying dividends.

Item 6: Selected Financial Data

The data set forth below should be read in conjunction with our "Management's Discussion and Analysis of Financial Condition and Results of Operations" and our consolidated financial statements and the related notes thereto appearing elsewhere in this Annual Report.

Our consolidated financial statements and our selected consolidated financial data have been prepared in accordance with accounting principles generally accepted in the United States ("US GAAP").

Consolidated Statement of Operations Data:
(in millions, except per share amounts)

	Years Ended				
	December 31, 2005	December 31, 2006	December 31, 2007	January 4, 2009	January 3, 2010
Revenue	\$ 157.7	\$ 201.0	\$ 201.0	\$ 206.9	\$ 179.5
Cost of sales	143.4	179.0	180.7	188.5	162.0
Gross profit	14.3	22.0	20.3	18.4	17.5
Selling, general and administrative expenses	11.7	13.5	12.6	12.9	12.7
Restructuring (a)					
Restructuring (recoveries) charges	0.1	(1.4)	0.2	0.5	0.8
Gain on sale of assets	—	(1.2)	—	—	—
Loss on extinguishment of debt	—	—	0.4	0.6	—
Other expenses (recoveries) (b)	—	0.8	—	(0.2)	—
Operating earnings	2.5	10.3	7.1	4.6	4.0
Interest expense	4.6	5.4	5.5	2.9	2.0
Earnings (loss) before income taxes and discontinued operations	(2.1)	4.9	1.6	1.7	2.0
Income tax expense (recovery)	(0.6)	(2.0)	(1.3)	0.1	(0.3)
Earnings (loss) from continuing operations	(1.5)	6.9	2.9	1.6	2.3
Earnings (loss) from discontinued operations (c)	1.4	3.6	(0.2)	(7.5)	(5.9)
Net earnings (loss), also being comprehensive income (loss)	\$ (0.1)	\$ 10.5	\$ 2.7	\$ (5.9)	\$ (3.6)
Basic earnings (loss) per share					
Basic earnings (loss) per share from continuing operations	\$ (0.11)	\$ 0.47	\$ 0.19	\$ 0.11	\$ 0.16
Basic earnings (loss) per share from discontinued operations	0.10	0.24	(0.01)	(0.51)	(0.41)
Basic earnings (loss) per common share	\$ (0.01)	\$ 0.71	\$ 0.18	\$ (0.40)	\$ (0.25)
Diluted earnings (loss) per share					
Diluted earnings (loss) per share from continuing operations	\$ (0.11)	\$ 0.47	\$ 0.19	\$ 0.11	\$ 0.16
Diluted earnings (loss) per share from discontinued operations	0.10	0.24	(0.01)	(0.51)	(0.41)
Diluted earnings (loss) per common share	\$ (0.01)	\$ 0.71	\$ 0.18	\$ (0.40)	\$ (0.25)
Weighted average number of shares outstanding					
Basic	14.6	14.6	14.6	14.6	14.6
Diluted	14.7	14.9	15.0	14.8	14.6

(a) 2005 Charges:

During 2005, the Company recorded net restructuring charges of \$0.1 million consisting of: severance charges of \$0.2 million; a reversal of previously recorded lease and other contract obligations of \$0.2 million; a reversal of previously recorded severance charges of \$0.5 million and other charges of \$0.1 million, all related to the 2002 Plan; and severance charges of \$0.5 million related to the 2004 Plan.

2006 Net recoveries:

During 2006, the Company recorded net restructuring recoveries of \$1.4 million consisting of a \$1.8 million recovery resulting from a change in previously estimated amounts to be paid under the 2002 Plan and additional charges of \$0.4 million under a plan initiated in 2006 related to the restructuring of management roles. The Company also recorded a \$1.2 million gain on sale of an asset previously written down under the 2002 Plan.

2007 Charges:

During 2007, the Company recorded net restructuring charges of \$0.2 million consisting of severance charges related to the 2007 Plan.

Fiscal 2008 Charges:

During the period ended January 4, 2009, the Company recorded restructuring charges consisting of severances of \$0.7 million relating to the 2008 Plan, partially offset by proceeds of liquidation pertaining to assets written off under the 2002 Plan, of \$0.2 million.

Fiscal 2009 Charges:

During 2009, the Company recorded net restructuring charges of \$0.8 million consisting of severance charges related to the 2009 Plan.

- (b) Beginning in 2005 and through the first three quarters of 2006, the Company incurred advisory fees related to a strategic initiative the Company did not pursue.

In Fiscal 2008, the company recorded an unrealized gain on derivative instruments of \$0.2 million.

- (c) Discontinued operations:

Effective June 30, 2009, the Company closed its Boston, Massachusetts facility. Results of this operation are reported as discontinued operations for the current and comparative reporting periods.

Consolidated Balance Sheet Data and Other Financial Data: (in millions)

	At and for the Years Ended				
	December 31, 2005	December 31, 2006	December 31, 2007	January 4, 2009	January 3, 2010
Cash	\$ —	\$ —	\$ 0.2	\$ 2.6	\$ 1.6
Working capital	9.6	17.4	21.8	20.8	24.3
Total assets	90.0	115.9	94.8	87.3	93.6
Long term debt, including current maturities	28.5	41.0	21.0	18.7	25.7
Shareholders' equity	14.0	23.9	26.8	21.3	18.3
Capital expenditures	2.5	4.4	2.5	2.8	1.0
Cash flows provided by (used in) operating activities	9.5	(9.5)	24.7	7.1	(6.3)
Cash flows provided by (used in) financing activities	(8.0)	10.5	(22.6)	(3.6)	5.5
Cash flows provided by (used in) investing activities	(1.5)	(1.0)	(1.9)	(1.1)	(0.2)

Quarterly Results

The following tables set forth our unaudited historical quarterly results for the eight quarters ended January 3, 2010. This information has been prepared on the same basis as our annual consolidated financial statements and it includes all adjustments necessary for a fair presentation of the financial results of such periods. This information should be read in conjunction with our annual consolidated financial statements for the years ended January 4, 2009 and January 3, 2010. The operating results for any previous quarter are not necessarily indicative of results for any future periods.

(in millions, except per share amounts)

	Quarters Ended							
	Mar 30, 2008	June 29, 2008	Sept 28, 2008	Jan 4, 2009	Apr 5, 2009	July 5, 2009	Oct 4, 2009	Jan 3, 2010
Revenue	\$ 44.2	\$ 54.3	\$ 53.1	\$ 55.3	\$ 44.9	\$ 39.2	\$ 44.2	\$ 51.2
Gross profit	4.0	4.5	5.3	4.8	3.9	4.0	3.7	5.9
Earnings (loss) from continuing operations	0.4	(0.7)	1.0	1.0	(0.9)	0.4	0.5	2.4
Loss from discontinued operations	(0.0)	(5.6)	(0.9)	(1.1)	(1.6)	(3.8)	(0.3)	(0.2)
Net earnings (loss)	0.4	(6.3)	0.1	(0.1)	(2.5)	(3.4)	0.2	2.2
Earnings (loss) per share from continuing operations— basic	\$ 0.03	\$(0.05)	\$ 0.07	\$ 0.07	\$(0.06)	\$ 0.03	\$ 0.03	\$ 0.16
Loss per share from discontinued operations—basic	\$ 0.00	\$(0.38)	\$(0.06)	\$(0.08)	\$(0.11)	\$(0.26)	\$(0.02)	\$(0.02)
Earnings (loss) per share from continuing operations— diluted	\$ 0.03	\$(0.05)	\$ 0.07	\$ 0.07	\$(0.06)	\$ 0.03	\$ 0.03	\$ 0.16
Loss per share from discontinued operations—diluted	\$ 0.00	\$(0.38)	\$(0.06)	\$(0.08)	\$(0.11)	\$(0.26)	\$(0.02)	\$(0.02)
Weighted average number of shares outstanding—basic	14.6	14.6	14.6	14.6	14.6	14.6	14.6	14.6
Weighted average number of shares outstanding—diluted	14.7	14.6	14.7	14.6	14.6	14.6	14.6	14.6

Item 7: Management's Discussion and Analysis of Financial Condition and Results of Operations

Where we say "we", "us", "our", the "Company" or "SMTC", we mean SMTC Corporation or SMTC Corporation and its subsidiaries, as it may apply. Where we refer to the "industry", we mean the electronics manufacturing services industry.

You should read this Management's Discussion and Analysis of Financial Condition and Results of Operation ("MD&A") in combination with the accompanying audited consolidated financial statements and the accompanying notes to the consolidated financial statements prepared in accordance with accounting principles generally accepted in the United States ("US GAAP") included within this annual report on Form 10-K. The forward-looking statements in this discussion regarding the electronics manufacturing services industry, our expectations regarding our future performance, liquidity and capital resources and other non-historical statements in this discussion include numerous risks and uncertainties, some of which are as described in the "Risk-Factors That May Affect Future Results" section above. Certain statements in this MD&A contain words such as "could", "expects", "may", "anticipates", "believes", "intends", "estimates", "plans", "envisions", "seeks" and other similar language and are considered forward looking statements or information under applicable securities laws. These statements are based on our current expectations, estimates, forecasts and projections about the operating environment, economies and markets in which we operate. These statements are subject to important assumptions, risks and uncertainties, which are difficult to predict and the actual outcome may be materially different. Although we believe expectations reflected in such forward-looking statements are

reasonable based upon the assumptions in this MD&A, they may prove to be inaccurate and consequently our actual results could differ materially from our expectations set out in this MD&A. We may not update these forward-looking statements after the date of this Annual Report, even though our situation may change in the future. All forward-looking statements attributable to us are expressly qualified by these cautionary statements.

This MD&A contains discussion in US dollars unless specifically stated otherwise.

Overview

SMTC Corporation is a mid-tier provider of end-to-end electronics manufacturing services, or EMS, including product design and sustaining engineering services, printed circuit board assembly, or PCBA, production, enclosure fabrication, systems integration and comprehensive testing services. SMTC facilities span a broad footprint in the United States, Canada, Mexico, and China, with approximately 1,000 full-time employees. SMTC's services extend over the entire electronic product life cycle from the development and introduction of new products through to growth, maturity and end-of-life phases. SMTC offers fully integrated contract manufacturing services with a distinctive approach to global original equipment manufacturers, or OEMs, and technology companies primarily within the industrial, computing and networking, and communications, consumer and medical market segments.

Developments in the year ended January 3, 2010

In the wake of the worst recession in over 30 years, in 2009 the Company's customer end markets contracted resulting in significantly reduced orders and revenue for SMTC, particularly in the first half of the year. In anticipation of lower revenue, the Company initiated significant cost reductions and restructuring activities for its continuing business to remain profitable. The second quarter proved to be the low point for SMTC in the economic cycle with revenues improving sequentially in each of the following two quarters by 13% and 16%, respectively. At \$51.2 million, revenues in the fourth quarter approached more normal levels for the Company. As a result of cost reductions and restructuring, the Company was able to improve profit margins from continuing operations in 2009 compared to 2008, despite the strengthening of the Canadian dollar and the economically driven reduction in revenues.

In anticipation of lower revenue early in 2009, the Company launched a capacity and cost reduction plan that contained both strategic and tactical elements. Largely due to customer specific issues, the Enclosures Systems division experienced revenue erosion through the latter part of 2008 that was exacerbated by the economic slowdown. This revenue decline resulted in significant overcapacity at the Boston site and continuing operational losses. It became clear that not only did capacity have to be reduced, from a strategic perspective, the Company needed to house the enclosures and large scale systems integration capability in a single facility in a lower cost region. Accordingly, the Company built such capability at its largest site in Chihuahua, Mexico. With the economic downturn and unsatisfactory financial results, in the first quarter the Company announced the planned closure of the Boston site, which subsequently closed at the end of June. While certain customers transitioned to Mexico, the majority of Boston customers had production requirements which were more suited to local supply, and consequently disengaged with the Company.

In addition, the Company implemented a staff reduction plan that lowered overall headcount by 23% and initiated other cost containment measures, bringing its quarterly break-even revenue level to approximately \$40 million.

Also, in the first quarter of 2009, the Company and its lenders amended the lending agreements to revise the EBITDA and leverage covenants and eliminate the fixed charge coverage ratio for the five quarters beginning January 5, 2009 and including the first quarter of the 2010 fiscal period. The interest rates increased by 200 to 300 basis points. In the second quarter of 2009, the Company signed an amendment with its lenders to extend

through the second quarter of 2010 the revised EBITDA and leverage covenants. The Company was in compliance with the required financial covenants as of January 3, 2010. The Company is negotiating revised financial covenants for the remainder of 2010. The current covenants effectively expire on July 10, 2010 at which time a fixed coverage charge is reinstated not to exceed 1.25. The Lenders and the Company are required to renegotiate the covenants by July 10, 2010 or the fixed coverage charge becomes effective. Based on the Company's current projections, it is possible that the Company will not be in compliance with the fixed coverage charge for the quarter ended January 2, 2011. Although the Company expects to successfully amend its financial covenants, if the Company is not able to do so, the Company could be in violation of its credit facility agreement at that time. In the event the Company is unable to amend the required financial covenants or obtain alternative financing, the Company may be unable to access credit and its debt obligations could become accelerated. These events would likely have a material adverse effect on the Company.

Results of Operations

Our contractual arrangements with our key customers generally provide a framework for our overall relationship with our customers. Revenue from the sale of products is recognized when goods are shipped to customers and title has passed to the customer, persuasive evidence of an arrangement exists, performance has occurred, all customer-specified test criteria have been met and the earnings process is complete. Actual production volumes are based on purchase orders for the delivery of products. Typically, these orders do not commit to firm production schedules for more than 30 to 90 days in advance. To minimize inventory risk, generally we order materials and components only to the extent necessary to satisfy existing customer forecasts or purchase orders. Fluctuations in material costs typically are passed through to customers. We may agree, upon request from our customers, to temporarily delay shipments, which causes a corresponding delay in our revenue recognition. The Company also derives revenue from engineering and design services. Service revenue is recognized as services are performed.

The consolidated financial statements of SMTC are prepared in accordance with US GAAP.

The following table sets forth certain operating data expressed as a percentage of revenue for the fiscal periods ended:

	December 31, 2007	January 4, 2009	January 3, 2010
Revenue	100.0%	100.0%	100.0%
Cost of sales	89.9%	91.1%	90.2%
Gross profit	10.1%	8.9%	9.8%
Selling, general and administrative expenses	6.3%	6.2%	7.1%
Restructuring charges	0.1%	0.2%	0.4%
Loss on extinguishment of debt	0.2%	0.3%	—
Other recoveries	—	(0.1)%	—
Operating earnings	3.5%	2.3%	2.2%
Interest expense	2.7%	1.4%	1.1%
Earnings from continuing operations before income taxes	0.8%	0.9%	1.1%
Income tax (recovery) expense			
Current	(0.6)%	0.1%	(0.3)%
Deferred	—	—	0.1%
	(0.6)%	—	(0.2)%
Net earnings from continuing operations	1.4%	0.8%	1.3%
Loss from discontinued operations	(0.1)%	(3.6)%	(3.3)%
Net earnings (loss)	1.3%	(2.8)%	(2.0)%

Fiscal period ended January 3, 2010 compared to the fiscal period ended January 4, 2009*Revenue*

Revenue decreased \$27.4 million, or 13.2%, from \$206.9 million for the period ended January 4, 2009 (“fiscal 2008”) to \$179.5 million for the period ended January 3, 2010 (“fiscal 2009”). The decrease in revenue was primarily due to the impact of the recession on all of SMTC’s longstanding customers as all but one customer, experienced a decrease in demand in 2009 compared to 2008. Somewhat offsetting these reductions, newer customers and customers for which we are ramping as a result of increased share of business generated an increase of approximately \$22 million in revenue for fiscal 2009.

The reclassification of the Boston facility as a discontinued operation resulted in the revenues of this business of \$7.0 million in 2009 being excluded from reported revenues, compared to \$35.8 million in 2008. The Company has disengaged with most customers in Boston whose production requirements were best suited for local supply. Certain customers were transitioned to Mexico. Those customers transitioned to Mexico continued to be impacted by the economy through 2009.

During fiscal 2009, revenue from the industrial sector represented 80.7% of revenue compared to 78.1% of revenue in 2008. The modest increase in the percentage of revenue generated from the industrial sector in fiscal 2009 compared to 2008 is due to the net growth in revenue driven by a ramping customer for which SMTC has greater share of their business, new customers and a longstanding customer experiencing growth. The percentage of sales attributable to the networking and enterprise computing sector was 11.6% during fiscal 2009, increased from 10.7% during 2008 however a reduction in absolute dollars was experienced as the segment was impacted by the recession. The percent increase was driven by two newer customers. The percentage of sales attributable to the communications sector decreased to 7.7% during fiscal 2009 from 11.2% during 2008 due to various market driven reductions and a 2008 disengagement.

During fiscal 2009, we recorded approximately \$1.3 million of sales of raw materials inventory to customers, which carried no margin, compared to \$4.2 million in 2008. The Company purchases raw materials based on customer purchase orders. To the extent a customer requires an order to be altered or changed the customer is generally obligated to purchase the original on-order raw material at cost.

Due to changes in market conditions, the life cycle of products, the nature of specific programs and other factors, revenues from a particular customer typically vary from year to year. The Company’s ten largest customers represented 91.8% of revenue from continuing operations during fiscal 2009, compared to 93.4% in 2008. Revenue from our five largest customers during fiscal 2009 was \$39.2 million, \$28.6 million, \$28.2 million, \$24.9 million and \$18.7 million, representing 21.9%, 15.9%, 15.7%, 13.9% and 10.4%, of revenue from continuing operations for fiscal 2009, respectively. This compares with revenue of \$48.2 million, \$44.0 million and \$40.9 million, representing 23.3%, 21.3% and 19.8% of revenue from continuing operations for the three largest customers of 2008, respectively. No other customers represented more than 10% of revenue in either year.

During 2009, 38.6% of our revenue from continuing operations was attributable to our operations in Mexico, 27.3% in Canada, 26.4% in Asia and 7.7% in the US. During 2008, 40.1% of our revenue from continuing operations was attributable to our operations in Mexico, 33.1% in Canada, 18.3% in Asia and 8.5% in the US. The decrease in Canada and increase in Asia was a result of production transferring to our lower cost facilities, some of which started late in 2008.

The Company operates in a highly competitive and dynamic marketplace in which current and prospective customers from time to time seek to lower their costs through a competitive bidding process among EMS providers. This process creates an opportunity to increase revenue to the extent we are successful in the bidding process, however, there is also the potential for a decline in revenue to the extent we are unsuccessful in this process. Furthermore, even if we are successful, there is potential for our margins to decline. If we lose any of our larger product lines manufactured for any one of our customers, we could experience declines in revenue.

Gross Profit

Gross profit as a percentage of revenue improved from 8.9% in fiscal 2008 compared to 9.8% in fiscal 2009, but decreased in absolute terms from \$18.5 million in fiscal 2008 to \$17.6 million for fiscal 2009 as a result of the reduction in volume arising from the effect of the recession. The improvement in gross profit as a percentage of revenue was primarily due to cost reduction initiatives and the resulting improved efficiency, despite the negative impact of the economy on volume of business and the resulting impact on ability to cover fixed costs, as well as the negative impact of the strengthening Canadian dollar.

The Company adjusts for estimated obsolete or excess inventory for the difference between the cost of inventory and estimated realizable value based upon customer forecasts, shrinkage, the aging and future demand of the inventory, past experience with specific customers and the ability to sell back inventory to customers or suppliers. If these estimates change, additional write-downs may be required.

Selling, General & Administrative Expenses

Selling, general and administrative expenses decreased slightly from \$12.9 million in 2008 to \$12.8 million in 2009, but increased as a percentage of revenue to 7.1% for fiscal 2009 from 6.2% of revenue for 2008; the result of the reduction in revenue. While significant cost reductions were made in 2009, the negative impact of the strengthening Canadian dollar and an increase in non-cash stock based compensation offset these improvements.

The Company determines the allowance for doubtful accounts for estimated credit losses based on the length of time the accounts receivables have been outstanding, customer and industry concentrations, the current business environment and historical experience.

Restructuring Charges

During 2009 the Company recorded restructuring charges of \$0.8 million, consisting largely of severance charges of \$0.5 million in the Mexican segment, \$0.3 million in the Canadian segment, and a nominal amount in the U.S. segment. The Company reduced staff levels by approximately 160 in response to expected lower revenues resulting from the global economic recession.

During fiscal 2008, the Company implemented restructuring activities as a result of the transfer of production from the Chihuahua facility to the Company's China operation. Termination payments of \$0.7 million were recorded as restructuring charges and were paid during the year. In addition, the Company recorded a restructuring recovery of \$0.2 million consisting of a dividend from the liquidation of the Company's Donegal, Ireland facility, which was initiated under the Company's restructuring plan of 2002.

Loss on extinguishment of debt

Upon the early repayment of the Company's pre-existing term debt with Garrison during the third quarter of 2008, the Company recorded a non-cash charge of \$0.6 million for the remaining unamortized deferred financing assets related to this extinguished debt.

Other Income

During the period ended January 4, 2009, the Company entered into forward foreign exchange contracts to reduce its exposure to foreign exchange currency rate changes related to forecasted Canadian dollar denominated payroll, rent and utility cash flows in the first quarter of fiscal 2009. These contracts were effective as hedges from an economic perspective, but were not designated as hedges for accounting purposes. Accordingly, changes in the fair value of these contracts were recognized in the consolidated statement of operations and comprehensive income. The Company does not enter into forward foreign exchange contracts for trading or speculative purposes.

As of January 4, 2009, forward foreign exchange contracts with an aggregate exercise value of \$3.6 million were outstanding, which were settled between January 9, 2009 and April 3, 2009 at a forward rate of USD \$1.00 = CAD \$1.268. The unrealized gain recognized into earnings as a result of revaluing the instruments to fair value on January 4, 2009 was \$0.2 million which was included in other recoveries in the statement of operations and comprehensive income and accounts receivable on the balance sheet. Fair value was determined using the market approach by reference to quoted prices in active markets for identical assets. The realized gain recognized on these contracts during was \$0.1 million.

Interest Expense

Interest expense decreased by \$0.9 million from \$2.9 million in fiscal 2008 to \$2.0 million in fiscal 2009. Included in interest expense is amortization of deferred financing fees of \$0.3 million in fiscal 2009, compared to \$0.4 million in fiscal 2008.

Interest expense directly related to debt, excluding the amortization of deferred financing fees and the reduction in interest expense relating to the amortization of the value of cancelled warrants, decreased by \$0.8 million, from \$2.5 million for 2008, to \$1.7 million for 2009 due to lower average debt balances outstanding and lower interest rates in fiscal 2009 as compared to 2008 due to the general decrease in applicable interest rates and reduced rates at the time of the August 2008 refinancing. The weighted average interest rates with respect to the debt were 6.7% and 5.4%, for the periods ended January 4, 2009 and January 3, 2010, respectively.

Income Tax Expense

The net tax recovery for 2009 of \$0.3 million is due to a \$0.5 million recovery of certain minimum taxes previously paid as a result of changes in tax legislation, offset by minimum taxes in Mexico, compared with a net income tax expense of \$0.1 million in 2008, related to minimum taxes in certain jurisdictions.

In assessing the realization of deferred tax assets, management considers whether it is more likely than not that some portion or all of its deferred tax assets will not be realized. The ultimate realization of deferred tax assets is dependent upon the generation of future taxable income. Management considers the scheduled reversal of deferred tax liabilities, change of control limitations, projected future taxable income and tax planning strategies in making this assessment. Guidance under Accounting Standards Codification (“ASC”) 740, “Income Taxes”, (“ASC 740”) states that forming a conclusion that a valuation allowance is not needed is difficult when there is negative evidence, such as cumulative losses in recent years in the jurisdictions to which the deferred tax assets relate. At the end of the second quarter of 2003, the Company concluded that given the weakness and uncertainty in the economic environment at that time, it was appropriate to establish a full valuation allowance for the deferred tax assets. Commencing in 2004, it was determined by management that it was more likely than not that the deferred tax assets associated with the Mexican jurisdiction would be realized and no valuation allowance has been recorded against these deferred tax assets since 2004. The U.S. and Canadian jurisdictions continue to have a full valuation allowance recorded against the deferred tax assets in those jurisdictions.

At January 3, 2010, the Company had total net operating loss carry forwards of \$113.1 million, of which \$10.3 million will expire in 2010, \$1.3 million will expire in 2012, \$4.2 million will expire in 2014, \$1.8 million will expire in 2015, \$1.1 million will expire in 2018, \$0.1 million will expire in 2019 and 2020, \$19.2 million will expire in 2021, \$16.2 million will expire in 2022, \$27.3 million will expire in 2023, and the remainder will expire between 2025 and 2029.

Discontinued Operations

In June 2009, the Company ceased manufacturing operations at its Boston, Massachusetts facility. The Company entered into an agreement with the landlord to terminate the existing lease and conducted a sale of plant equipment. As of July 5, 2009, the Boston facility was classified as a discontinued operation and its results of operations have been separately reported for all periods presented.

Loss from discontinued operations before disposal was \$3.6 million in 2009, compared with \$7.5 million in 2008, which included a \$4.9 million impairment charge on leasehold improvements and \$0.2 million in severance costs.

The \$2.4 million loss on disposal recorded in 2009 consists largely of the settlement under the lease termination agreement, severance costs and other contracted facility exit costs, somewhat offset by a gain on disposal of plant equipment. The Company does not expect to record further disposal costs in 2010.

Fiscal period ended January 4, 2009 compared to the year ended December 31, 2007

Revenue

Revenue increased \$5.9 million, or 2.9%, from \$201.0 million for the year ended December 31, 2007 to \$206.9 million for the period ended January 4, 2009. Newer customers generated an increase of over \$10 million in revenue for fiscal 2008 and three of our larger customers generated year over year increases. The increases experienced with these larger customers were due to a mix of improved end market penetration, end market growth and an increase in our share of business, somewhat offset by reductions in pricing as production for certain of these customers moved to lower cost regions.

During fiscal 2008, revenue from the industrial sector represented 78.1% of revenue compared to 71.9% of revenue in 2007. The increase in the percentage of revenue generated from the industrial sector in fiscal 2008 compared to 2007 is due to the growth in revenue from three of our larger customers, somewhat offset by a customer negatively impacted by the downturn in the semi conductor capital equipment sector. The percentage of sales attributable to the networking and enterprise computing sector was 10.7% during fiscal 2008, a decrease compared to 13.0% during 2007. The percentage of sales attributable to the communications sector decreased to 11.2% during fiscal 2008 from 15.1% during 2007 due to various reductions our customer experiencing end market challenges relating to the construction segment and 2007 disengagements, somewhat offset by new customer revenue.

During fiscal 2008, we recorded approximately \$4.2 million of sales of raw materials inventory to customers, which carried no margin, compared to \$2.5 million in 2007. The Company purchases raw materials based on customer purchase orders. To the extent a customer requires an order to be altered or changed the customer is generally obligated to purchase the original on-order raw material at cost.

Due to changes in market conditions, the life cycle of products, the nature of specific programs and other factors, revenues from a particular customer typically vary from year to year. The Company's ten largest customers represented 93.4% of revenue during fiscal 2008, compared to 90.9% in 2007. Revenue from our three largest customers during fiscal 2008 was \$48.2 million, \$44.0 million and \$40.9 million, representing 23.3%, 21.3% and 19.8%, respectively, of revenue from continuing operations for fiscal 2008. This compares with revenues of \$48.8 million, \$37.3 million and \$36.4 million, representing 24.3%, 18.6% and 18.1%, respectively, of revenue from continuing operations for 2007. No other customers represented more than 10% of revenue in either year.

During 2008, 40.1% of our revenue from continuing operations was attributable to our operations in Mexico, 33.1% in Canada, 18.3% in Asia and 8.5% in the US. During 2007, 54.2% of our revenue from continuing operations was attributable to our operations in Mexico, 30.2% in Canada and 15.6% in the U.S. The decrease in Mexico and increase in Asia was a result of production transferring to our lower cost new Asian operation.

The Company operates in a highly competitive and dynamic marketplace in which current and prospective customers from time to time seek to lower their costs through a competitive bidding process among EMS providers. This process creates an opportunity to increase revenue to the extent we are successful in the bidding

process, however, there is also the potential for a decline in revenue to the extent we are unsuccessful in this process. Furthermore, even if we are successful, there is potential for our margins to decline. If we lose any of our larger product lines manufactured for any one of our customers, we could experience declines in revenue.

Gross Profit

Gross profit decreased from \$20.3 million, or 10.1% of revenue, for 2007 to \$18.5 million, or 8.9% of revenue, for fiscal 2008. This decrease in gross profit is largely due to higher factory overhead, higher parts sales with no margin and the impact on margins of production transferred to Asia, all somewhat offset by improved direct labor efficiency over 2007, including improved foreign exchange.

The Company adjusts for estimated obsolete or excess inventory for the difference between the cost of inventory and estimated realizable value based upon customer forecasts, shrinkage, the aging and future demand of the inventory, past experience with specific customers and the ability to sell back inventory to customers or suppliers. If these estimates change, additional write-downs may be required.

Selling, General & Administrative Expenses

Selling, general and administrative expenses increased by \$0.3 million during fiscal 2008 to \$12.9 million from \$12.6 million in 2007, but decreased as a percentage of revenue to 6.2% for fiscal 2008 from 6.3% of revenue for 2007; the result of the increase in revenue.

The Company determines the allowance for doubtful accounts for estimated credit losses based on the length of time the accounts receivables have been outstanding, customer and industry concentrations, the current business environment and historical experience.

Restructuring and Other Charges

During fiscal 2008, the Company implemented restructuring activities as a result of the transfer of production from the Chihuahua facility to the Company's China facility. Termination payments of \$0.7 million were recorded as restructuring charges and were paid during the year. In addition, the Company recorded a restructuring recovery of \$0.2 million consisting of a dividend from the liquidation of the Company's Donegal, Ireland facility, which was initiated under the Company's restructuring plan of 2002.

During 2007, the Company put into place changes related primarily to manufacturing operations in Mexico. Termination payments of \$0.2 million were recorded as restructuring charges and were paid during the year.

Loss on extinguishment of debt

Upon the early repayment of the Company's pre-existing term debt with Garrison during the third quarter of 2008, the Company recorded a non-cash charge of \$0.6 million for the remaining unamortized deferred financing assets related to this extinguished debt.

Upon the early repayment of the Company's pre-existing senior term and subordinated debt during the third quarter of 2007, the Company recorded a non-cash charge to remove the remaining unamortized deferred financing assets related to these extinguished debts, net of a recovery from the remaining unamortized balance of cancelled warrants, of \$0.3 million. The Company also paid \$0.1 million in early repayment fees and costs.

Other Recoveries

During the period ended January 4, 2009, the Company entered into forward foreign exchange contracts to reduce our exposure to foreign exchange currency rate changes related to forecasted Canadian dollar

denominated payroll, rent and utility cash flows in the first quarter of fiscal 2009. These contracts were effective as hedges from an economic perspective, but were not designated as hedges for accounting purposes. Accordingly, changes in the fair value of these contracts were recognized in the consolidated statement of operations and comprehensive income. The Company does not enter into forward foreign exchange contracts for trading or speculative purposes.

As of January 4, 2009, forward foreign exchange contracts with an aggregate exercise value of \$3.6 million were outstanding, which were settled between January 9, 2009 and April 3, 2009 at a forward rate of USD \$1.00 = CAD \$1.268. The unrealized gain recognized into earnings as a result of revaluing the instruments to fair value on January 4, 2009 was \$0.2 million which was included in other recoveries in the statement of operations and comprehensive income and accounts receivable on the balance sheet. Fair value was determined using the market approach by reference to quoted prices in active markets for identical assets.

Interest Expense

Interest expense decreased by \$2.7 million from \$5.6 million in 2007 to \$2.9 million in fiscal 2008. Included in interest expense is amortization of deferred financing fees of \$0.4 million in fiscal 2008, which decreased by \$0.9 million from 2007 as a result of the write off of financing fees related to the previous Garrison term debt incurred upon debt restructuring during fiscal 2008. Interest expense in 2007 was also offset by a reduction in interest expense of \$0.2 million for amortization of the value of the cancelled warrants.

Interest expense directly related to debt, excluding the amortization of deferred financing fees and the reduction in interest expense relating to the amortization of the value of cancelled warrants, decreased by \$2.0 million, from \$4.5 million for 2007, to \$2.5 million for 2008 due to lower average debt balances outstanding and lower interest rates in fiscal 2008 as compared to 2007 due to the general decrease in applicable interest rates and reduced rates at the time of the August 2008 refinancing. The weighted average interest rates with respect to the debt were 9.9% and 6.7%, for the year ended December 31, 2007 and the period ended January 4, 2009 respectively.

Income Tax Expense

The net tax expense for 2008 of \$0.1 million related to minimum taxes in certain jurisdictions, compared with a net income tax recovery of \$1.3 million in 2007, resulting primarily from the release of previously recorded tax reserves.

In assessing the realization of deferred tax assets, management considers whether it is more likely than not that some portion or all of its deferred tax assets will not be realized. The ultimate realization of deferred tax assets is dependent upon the generation of future taxable income. Management considers the scheduled reversal of deferred tax liabilities, change of control limitations, projected future taxable income and tax planning strategies in making this assessment. Guidance under ASC 740 states that forming a conclusion that a valuation allowance is not needed is difficult when there is negative evidence, such as cumulative losses in recent years in the jurisdictions to which the deferred tax assets relate. At the end of the second quarter of 2003, the Company concluded that given the weakness and uncertainty in the economic environment at that time, it was appropriate to establish a full valuation allowance for the deferred tax assets. Commencing in 2004, it was determined by management that it was more likely than not that the deferred tax assets associated with the Mexican jurisdiction would be realized and no valuation allowance has been recorded against these deferred tax assets since 2004. The U.S. and Canadian jurisdictions continue to have a full valuation allowance recorded against the deferred tax assets in those jurisdictions.

At January 4, 2009, the Company had total net operating loss carry forwards of \$88.2 million, of which \$2.0 million will expire in 2010, \$1.3 million will expire in 2012, \$8.4 million will expire in 2014, \$3.4 million will expire in 2015, \$1.1 million will expire in 2018, \$0.1 million will expire in 2019, \$42.0 million will expire in 2021, and the remainder will expire between 2023 and 2028.

During fiscal 2008, the Company reviewed if its tax position related to the Recapitalization Transaction would result in an ownership change for purposes of Section 382 of the Internal Revenue Code (“Section 382”), which imposes a limitation on a corporation’s use of net operating loss carry forwards following an “ownership change.” The Company has concluded that the recapitalization transactions did not result in an ownership change, nor has there been an ownership since that time and as such the use of the net operating loss carry-forwards has not been limited.

Discontinued Operations

In June 2009, the Company ceased manufacturing operations at its Boston, Massachusetts facility. As of July 5, 2009, the Boston facility was classified as a discontinued operation and its results of operations have been separately reported for all periods presented.

Loss from discontinued operations before disposal was \$7.5 million in 2008, which included a \$4.9 million impairment charge on leasehold improvements and \$0.2 million in severance costs, compared with a loss of \$0.2 million in 2007.

Liquidity and Capital Resources

Our principal sources of liquidity are cash provided from operations and borrowings under the Wachovia EDC Facilities. We have also previously relied on our access to the capital markets. Our principal uses of cash have been to meet debt service requirements, pay down debt, invest in capital expenditures and to finance working capital requirements. We anticipate our principal uses of cash in the future will remain unchanged.

The following table outlines the summary level cash flow changes for:

	Year ended December 31, 2007	Period ended January 4, 2009	Period ended January 3, 2010
Cash provided by (used in):			
Operating activities	\$ 24.7	\$ 7.1	\$ (6.3)
Financing activities	(22.6)	(3.6)	5.5
Investing activities	(1.9)	(1.1)	(0.2)
Increase (decrease) in cash and cash equivalents	0.2	2.4	(1.0)
Cash, beginning of year	—	0.2	2.6
Cash, end of the year	\$ 0.2	\$ 2.6	\$ 1.6

Fiscal 2009 Liquidity:

Net cash used in operating activities for fiscal 2009 was \$6.3 million. The use of cash resulted from losses in the Boston discontinued operation, increases in accounts receivable, inventories and prepaid expenses, a decrease in accrued liabilities, offset by an increase in accounts payable. Accounts receivable days sales outstanding were 67 days for the fourth quarter of 2009 compared to 46 days for the same period in 2008 largely due to payments received immediately after year end that were expected within the year. Inventory turnover on an annualized basis was 4.9 times for 2009 and 5.8 times for 2008. Inventory is currently being impacted by a constrained supply chain as vendors are struggling to meet increased demand across the industry. In addition, a newer customer converted production from the consignment model to turnkey resulting in the Company taking ownership of approximately \$3 million in inventory with offsetting accounts payable. Accounts payable days outstanding were 84 days for the fourth quarter of 2009 compared to 64 days for the same period in 2008. During 2009 the Company paid \$0.8 million in connection with restructuring charges, compared to \$0.5 million in 2008.

Net cash provided by financing activities during fiscal 2009 was \$5.5 million, consisting of net borrowings of \$9.7 million from the revolving credit facility, repayments of term debt of \$2.7 million, repayment of capital leases of \$1.3 million and \$0.2 million in financing fees incurred in refinancing the Company's credit facilities.

Net cash used in investing activities for fiscal 2009 of \$1.0 million consisted of purchases of equipment, partially offset by \$0.8 million provided from proceeds from the disposition of property, plant and equipment in Boston.

All accruals related to the disposal of the Boston facility are expected to be settled by the second quarter of 2010.

Fiscal 2008 Liquidity:

Net cash generated by operating activities for fiscal 2008 was \$7.1 million. The source of cash was the result of decreased working capital requirements of \$3.8 million and cash provided by operating activities before non cash working capital of \$3.3 million broken down primarily as follows: an increase in cash related to non-cash depreciation of \$3.3 million, an increase in cash related to non-cash asset impairment of \$4.9 million, an increase in cash related to a non-cash loss on extinguishment of debt of \$0.6 million, an increase in cash related to non-cash interest of \$0.4 million and a net loss of \$5.9 million. Cash provided by working capital of \$3.8 million primarily consisted of a decrease in accounts receivable of \$10.2 million, offset by an increase in inventories and prepaid expenses of \$5.9 million and \$0.3 million, respectively. Accounts receivable days sales outstanding were 46 days for the fourth quarter of 2008 compared to 53 days for the same period in 2007 reflecting improved collection experience. Inventory turnover on an annualized basis was 5.8 times for 2008 and 7.8 times for 2007. Inventory had increased \$5.9 million in the year, largely as a result of the ramp of new customer business in the fourth quarter of fiscal 2008. Accounts payable days outstanding were 64 days for the fourth quarter of 2008 compared to 56 days for the same period in 2007. During 2008 the Company paid \$0.5 million in connection with restructuring charges, compared to \$0.2 million in 2007.

Net cash used in financing activities during fiscal 2008 was \$3.6 million, consisting of borrowings of \$13.8 million under new term debt, net repayment of debt and credit facilities of \$16.1 million, repayment of capital leases of \$0.9 million and \$0.4 million in financing fees incurred in refinancing the Company's credit facilities. Under the Wachovia EDC Facilities entered into during 2008, the Company has secured a revolving credit facility of up to \$45.0 million and \$13.8 million in term loans. The revolving portion of the Wachovia EDC Facilities has a borrowing formula that bases our ability to borrow on the characteristics of our accounts receivable and inventory.

Net cash used in investing activities for fiscal 2008 of \$1.3 million consisted of purchases of equipment, partially offset by \$0.3 million provided from proceeds in a sales-leaseback of equipment.

Capital Resources

On April 2, 2009, the Company and its lenders amended the lending agreements to revise the EBITDA and leverage covenants and eliminate the fixed charge coverage ratio for the five quarters beginning January 5, 2009 and including the first quarter of the 2010 fiscal period. The interest rates were increased by 200 to 300 basis points. On August 4, 2009, a further amendment was obtained, effectively extending the terms of the April agreement to July 2010. The Company was in compliance with the required financial covenants as of January 3, 2010.

The Company is negotiating revised financial covenants for the remainder of 2010. The current covenants effectively expire on July 10, 2010 at which time a fixed coverage charge, not to exceed 1.25, will be reinstated. Based on the Company's current projections, the Company may not be in compliance with the fixed coverage charge for the quarter ended January 2, 2011. If the Company is not able to successfully amend its financial

covenants, the Company would be in violation of its credit facility agreement at that time. In the event the Company is unable to amend the required financial covenants or obtain alternative financing, the Company would be unable to access credit and its debt obligations could become accelerated. These events would likely have a material adverse effect on the Company.

We believe that cash generated from operations, available cash and amounts available under our Wachovia EDC Facilities and additional financing sources such as leasing companies and other lenders will be adequate to meet our debt service requirements, capital expenditures and working capital needs at our current level of operations and organic growth in the future, although no assurance can be given in this regard, particularly with respect to amounts available from lenders. We have agreed to a borrowing base formula under which the amount we are permitted to borrow under the Wachovia EDC Facilities is based on our accounts receivable and inventory. Further, there can be no assurance that our business will generate sufficient cash flow from operations or that future borrowings will be available to enable us to service our indebtedness. Our future operating performance and ability to service indebtedness will be subject to future economic conditions and to financial, business and other factors, certain of which are beyond our control.

During 2009, there were no additions of property, plant and equipment acquired via capital leases.

As at January 3, 2010, contractual repayments due within each of the next five years and thereafter are as follows:

<u>(in US\$ millions)</u>	<u>2010</u>	<u>2011</u>	<u>2012</u>	<u>2013</u>	<u>2014</u>	<u>Thereafter</u>	<u>Total</u>
Long term debt	\$5.0	\$ 3.3	\$17.4	\$—	\$—	\$ —	\$25.7
Capital lease obligations	0.8	0.6	—	—	—	—	1.4
Operating lease obligations	1.0	0.9	0.6	—	—	—	2.5
Purchase obligations	0.2	—	—	—	—	—	0.2
Total	\$7.0	\$ 4.8	\$18.0	\$—	\$—	\$ —	\$29.8

In the normal course of business, we may be subject to litigation and claims from customers, suppliers and former employees. We believe that adequate provisions have been recorded in the accounts, where required. Although it is not possible to estimate the extent of potential costs, if any, management believes that ultimate resolution of such contingencies would not have an adverse effect on our financial position, results of operations or cash flows.

Accounting changes and recent accounting pronouncements

Please refer to Note 2 of the accompanying consolidated financial statements.

Critical Accounting Estimates

The preparation of financial statements requires us to make estimates and assumptions that affect the reported amounts of assets and liabilities and disclosures of contingent assets and liabilities at the date of the financial statements and the reported amounts of revenue and expenses during the reporting period. Actual results could differ from those estimates.

Note 2 to the consolidated financial statements describes the significant accounting policies and methods used in the preparation of our consolidated financial statements. The following critical accounting policies are affected significantly by judgments, assumptions and estimates used in the preparation of financial statements. We believe the following critical accounting policies affect our more significant judgments and estimates used in the preparation of our consolidated financial statements.

Allowance for Doubtful Accounts

We evaluate the collectability of accounts receivable and record an allowance for doubtful accounts, which reduces the accounts receivable to the amount we reasonably believe will be collected. A specific allowance is recorded against customer accounts receivable that are considered to be impaired based on our knowledge of the financial condition of our customers. In determining the amount of the allowance, we consider factors, including the length of time the accounts receivable have been outstanding, customer and industry concentrations, the current business environment and historical experience.

Inventory Valuation

Inventories are valued, on a first-in, first-out basis, at the lower of cost and replacement cost for raw materials and at the lower of cost and net realizable value for work in progress and finished goods. Inventories include an application of relevant overhead. We write down estimated obsolete or excess inventory for the difference between the cost of inventory and estimated net realizable value based upon customer forecasts, shrinkage, the aging and future demand of the inventory, past experience with specific customers, and the ability to sell inventory to customers or return to suppliers. If these assumptions change, additional write-downs may be required.

Restructuring and Other Charges

In response to excess capacity, we have recorded restructuring and other charges aimed at reducing our cost structure. In connection with exit activities, we have recorded charges for inventory write-downs, employee termination costs, lease and other contractual obligations, long-lived asset impairment and other exit-related costs. These charges were incurred pursuant to formal plans developed by management. The recognition of restructuring and other charges required us to make certain judgments and estimates regarding the nature, timing and amount of costs associated with the planned exit activities. The estimates of future liabilities may change, requiring the recording of additional charges or the reduction of liabilities already recorded. At the end of each reporting period, we evaluate the remaining accrued balances to ensure that no excess accruals are retained and the utilization of the provision are for their intended purposes in accordance with the developed exit plans.

Long-lived Assets

We review long-lived assets for impairment whenever events or changes in circumstances indicate that the carrying amount of an asset may not be recoverable in accordance with subtopic 10 of ASC 360, "Property, Plant and Equipment". Under ASC 360-10 assets must be classified as either held-for-use or held-for-sale. An impairment loss is recognized when the carrying amount of an asset that is held and used exceeds the projected undiscounted future net cash flows expected from its use and disposal, and is measured as the amount by which the carrying amount of the asset exceeds its fair value, which is measured by discounted cash flows when quoted market prices are not available. For assets held-for-sale, an impairment loss is recognized when the carrying amount exceeds fair value less costs to sell.

Income Tax Valuation Allowance

In assessing the realization of deferred tax assets, we consider whether it is more likely than not that some portion or all of the deferred tax assets will not be realized. The ultimate realization of deferred tax assets is dependent upon the generation of future taxable income. We consider the scheduled reversal of deferred tax liabilities, projected future taxable income and tax planning strategies in making this assessment. Guidance under ASC 740 states that forming a conclusion that a valuation allowance is not needed is difficult when there is negative evidence, such as cumulative losses in recent years in the jurisdictions to which the deferred tax assets relate. Based upon consideration of these factors, management believes the recorded valuation allowance related to all of its deferred tax assets arising in Canada and the United States is appropriate.

Item 7A: Quantitative and Qualitative Disclosures about Market Risk**Interest Rate Risk**

Our credit facilities bear interest at floating rates. The weighted average interest rate incurred on debt for the period ended January 3, 2010 was 5.4%. At January 3, 2010 the interest rate on our U.S. revolving credit facility is 5.25% based on the U.S. prime rate, our term debt bore interest at 5.7% based on LIBOR and our Canadian term debt bore interest at 6.3% based on LIBOR. If base rates increased by 10%, our interest expense would have increased by approximately \$0.1 million annually.

Foreign Currency Exchange Risk

Most of our sales and component purchases are denominated in U.S. dollars. Our Canadian and Mexican payroll, Euro based component purchases and other various expenses are denominated in local currencies. As a result, we have limited exposure to foreign currency exchange risk for modest changes in exchange rates. However, for more significant changes in exchange rates, the Company is subject to much greater variations. Every \$0.01 change in the US dollar results in a change in expenses of approximately \$0.2 million. The strengthening of the Canadian dollar results in an increase in costs to the organization and may lead to a reduction in reported earnings.

Item 8: Financial Statements and Supplementary Data

The information called for by this item is indexed on page F-1 of this Report and is contained on pages F-2 through F-44.

Item 9: Changes in and Disagreements with Accountants on Accounting and Financial Disclosure

None.

Item 9A: Controls and Procedures*Evaluation of Disclosure Controls and Procedures.*

The Company's management, with the participation of the Company's Chief Executive Officer and Principal Financial Officer, has evaluated the effectiveness of the Company's disclosure controls and procedures, as such term is defined in Rules 13a-15(e) and 15d-15(e) under the Securities Exchange Act of 1934, as amended (the "Exchange Act"), as of the end of the period covered by this Annual Report on Form 10-K. Based on that evaluation, the Company's Chief Executive Officer and Principal Financial Officer have concluded that the Company's disclosure controls and procedures are effective to ensure that information required to be disclosed by the Company in reports that it files or submits under the Securities Exchange Act of 1934 is (i) recorded, processed, summarized and reported within the time periods specified in the applicable Securities and Exchange Commission rules and forms and (ii) accumulated and communicated to the Company's management, including the Company's Chief Executive Officer and the Company's Principal Financial Officer, as appropriate to allow timely decisions regarding required disclosure.

Management's Report on Internal Control over Financial Reporting

The Company's internal control over financial reporting is a process designed by, or under the supervision of, the Chief Executive Officer and Principal Financial Officer, or persons performing similar functions, and effected by the Company's board of directors, management and other personnel to provide reasonable assurance regarding the reliability of financial reporting and the preparation of financial statements for external purposes in accordance with generally accepted accounting principles. The Company's internal control over financial reporting includes those policies and procedures that (i) pertain to the maintenance of records that, in reasonable

detail, accurately and fairly reflect the transactions and dispositions of the assets of the Company; (ii) provide reasonable assurance that transactions are recorded as necessary to permit preparation of financial statements in accordance with accounting principles generally accepted in the United States of America, and that receipts and expenditures of the Company are being made only in accordance with authorizations of management and directors and (iii) provide reasonable assurance regarding prevention or timely detection of unauthorized acquisition, use, or disposition of the Company's assets that could have a material effect on the financial statements.

Because of its inherent limitations, internal control over financial reporting may not prevent or detect misstatements. Also, projections of any evaluation of effectiveness to future periods are subject to the risk that controls may become inadequate because of changes in conditions, or that the degree of compliance with the policies or procedures may deteriorate.

The Company's management is responsible for establishing and maintaining adequate internal control over financial reporting, as defined in the Exchange Act Rule 13a-15(f). The Company's management conducted an assessment of the Company's internal control over financial reporting based on the framework established by the Committee of Sponsoring Organizations of the Treadway Commission in *Internal Control—Integrated Framework* (COSO). Based on this assessment, the Company's management has concluded that, as of January 3, 2010, the Company's internal control over financial reporting is effective and no material weaknesses were identified.

This annual report on Form 10-K does not include an attestation report by the Company's registered public accounting firm regarding internal control over financial reporting. Management's report was not subject to attestation by the Company's registered public accounting firm pursuant to temporary rules of the Securities and Exchange Commission that permit the Company to provide only management's report in this annual report.

Changes in Internal Controls and Procedures.

There were no significant changes in the Company's internal controls or in other factors that could significantly affect these controls subsequent to the date of the most recent evaluation of these controls by the Company's Chief Executive Officer and Principal Financial Officer.

Item 9B: Other Information

None

PART III

Item 10: Directors, Executive Officers and Corporate governance

The information required by this Item is included under the captions “The Proposal: Election of Directors,” “Directors and Executive Officers,” “Additional Information—Section 16(a) Beneficial Ownership Reporting Compliance,” and Compensation Discussion and Analysis in the proxy statement for use in connection with the Company’s 2010 Annual Meeting of Stockholders (the “Proxy Statement”) and is incorporated herein by reference.

The Company has adopted a Code of Conduct applicable to all employees, including the principal executive officer, principal financial officer, and principal accounting officer. The Code of Conduct is available on the Company’s website at <http://www.smtc.com/investor/corpgov/corpgov.htm> and in print to any stockholder who requests it. The Company intends to post on its website any amendments to, or waivers from, its Code of Conduct.

Item 11: Executive Compensation

The information required by this Item is included under the captions “Executive Compensation and Related Information” and “Compensation Discussion and Analysis” in the Proxy Statement and is incorporated herein by reference.

Item 12: Security Ownership of Certain Beneficial Owners and Management and Related Stockholder Matters

Information required by this Item concerning security ownership of certain beneficial owners and management is included under the caption “Securities Ownership of Certain Beneficial Owners and Management” in the Proxy Statement and is incorporated herein by reference.

The Company maintains the Amended and Restated SMTC (HTM) 1998 Equity Incentive Plan (the “1998 Plan”), which was approved by the Board of Directors and the stockholders of the Company as of September 30, 1999 and which amended and restated the plan as initially adopted by the Board of Directors and the stockholders of the Company as of July 30, 1999. The Company also maintains the SMTC Corporation/SMTC Manufacturing Corporation of Canada 2000 Equity Incentive Plan (the “2000 Plan”), which was adopted by the Board of Directors and the stockholders of the Company in July of 2000. The Board of Directors and the stockholders of the Company approved an amendment to the 2000 Plan in April 2004 and May 2004, respectively and a second amendment to the 2000 Plan in March 2007 and May 2007, respectively (the “Amended 2000 Plan”).

The following table gives information about awards under the 1998 Plan and the Amended 2000 as of January 3, 2010:

<u>Plan Category</u>	<u>Number of shares to be issued upon exercise of outstanding options, warrants and rights</u> (a)	<u>Weighted average exercise price of outstanding options, warrants and rights</u> (b)	<u>Number of shares remaining available for future issuance under equity compensation plans (excluding shares reflected in column (a))</u> (c)
Equity compensation plans approved by shareholders:	1,937,440	\$ 1.72	14,517(1)(2)
Equity compensation plans not approved by shareholders:	—	\$ —	—
Total	1,937,440	\$ 1.72	14,517

Notes:

- (1) Pursuant to the terms of the Amended 2000 Plan, the number of shares of Stock that may be issued under Awards granted under the Amended 2000 Plan (including Stock that may be issued on the exchange of Exchangeable Shares issuable under Awards) shall not exceed (A) 1,800,000 plus (B) as of the first day of each fiscal year (commencing with the fiscal year beginning in 2008) of the Company during the life of the Plan, an additional number of shares determined by the Board but not to exceed 1% of the total number of shares of Stock actually outstanding on such date. Notwithstanding the preceding sentence, no more than 1,700,000 shares of Stock may be delivered in satisfaction of any ISOs awarded under the Amended 2000 Plan.
- (2) The number of Exchangeable Shares that may be issued under Awards granted under the Amended 2000 Plan shall not exceed 750,000.

Item 13: Certain Relationships and Related Transactions and Director Independence

The information required by this Item is included under the captions “Director Independence” and “Related Party Transactions” in the Proxy Statement and is incorporated herein by reference.

Item 14: Principal Accountant Fees and Services

The information required by this Item concerning principal accountant fees and services is included in the Proxy Statement under the caption “Independent Auditors” and is incorporated herein by reference.

PART IV

Item 15: Exhibits, Financial Statement Schedules, and Reports on Form 10-K

(a) (1) Financial Statements.

The financial statements filed as part of this Report are listed and indexed at page F-1.

(a) (2) Financial Statement Schedule.

The following financial statement schedule is filed as part of this report. All other financial statement schedules have been omitted because they are not applicable or are not required or the information required to be set forth therein is included in the Company's consolidated financial statements set forth in this annual report on Form 10-K and the notes thereto.

SMTC CORPORATION
SCHEDULE II—VALUATION AND QUALIFYING ACCOUNTS
(Expressed in thousands of U.S. dollars)

<u>Reserves for Accounts Receivable</u>	<u>Years ended</u>		
	<u>December 31,</u> <u>2007</u>	<u>January 4,</u> <u>2009</u>	<u>January 3,</u> <u>2010</u>
Balance, beginning of year	(1,015)	(713)	(505)
Recovery (charge) to expense	49	177	(53)
Written off	253	31	—
Balance, end of year	<u>(713)</u>	<u>(505)</u>	<u>(558)</u>

(a) (3) Exhibits.

Listed below are all exhibits filed as part of this Report. Certain exhibits are incorporated herein by reference to (i) the Company's Registration Statement on Form S-1 originally filed on March 24, 2000 (File No. 333-33208), and (ii) documents previously filed by the Company with the Securities and Exchange Commission under the Securities Act of 1933, as amended, and the Securities Exchange Act of 1934, as amended.

<u>Exhibit #</u>	<u>Description</u>
2.1.1	Reorganization and Merger Agreement dated as of July 26, 1999. (4)
2.1.2	Amendment to Reorganization and Merger Agreement, dated as of July 27, 2000. (9)
2.2	Stock Purchase Agreement dated as of May 23, 2000 (Pensar Corporation). (3)
2.3	Stock Purchase Agreement dated as of November 22, 2000 (Qualtron Teoranta and Qualtron, Inc.). (8)
3.1.1	Amended and Restated Certificate of Incorporation (as amended by Certificate of Amendment on May 21, 2004 and Certificate of Correction on June 18, 2004). (12)
3.1.2	Amendment to Amended and Restated Certificate of Incorporation dated September 30, 2004. (25)
3.1.3	Third Amended and Restated Certificate of Incorporation dated August 29, 2008 (29).
3.1.4	Fourth Amended and Restated Certificate of Incorporation dated July 10, 2009 (31).
3.2	Amended and Restated By-Laws. (28)

<u>Exhibit #</u>	<u>Description</u>
3.3	Certificate of Designation. (7)
4.1.1	Stockholders Agreement dated as of July 27, 2000. (6)
4.1.2	Amended and Restated Stockholders Agreement dated as of November 22, 2000. (9)
4.2	Form of certificate representing shares of common stock. (3)
4.3	Exchangeable Share Provisions attaching to the exchangeable shares of SMTC Manufacturing Corporation of Canada. (7)
4.4	Exchangeable Share Support Agreement dated as of July 27, 2000 among SMTC, SMTC Manufacturing Corporation of Canada and SMTC Nova Scotia Company. (7)
4.5	Voting & Exchange Trust Agreement dated as of July 27, 2000 among SMTC, SMTC Manufacturing Corporation of Canada, CIBC Mellon Trust Company and SMTC Nova Scotia Company. (7)
10.1.1	Canadian Loan Agreement dated as of June 1, 2004 by and between Congress Financial Corporation (Canada) and SMTC Manufacturing Corporation of Canada. (12)
10.1.2	First Amending Agreement dated as of March 10, 2005 by and between Congress Financial Corporation (Canada) and SMTC Manufacturing Corporation of Canada. (superseded in its entirety by Exhibit 10.1.3) (17)
10.1.3	First Amending Agreement dated as of March 31, 2005 by and between Congress Financial Corporation (Canada) and SMTC Manufacturing Corporation of Canada. (18)
10.2.1	US Loan Agreement dated as of June 1, 2004 by and among Congress Financial Corporation (Central), SMTC Manufacturing Corporation of California, SMTC Manufacturing Corporation of Wisconsin, SMTC Manufacturing Corporation of Massachusetts and SMTC Mex Holdings, Inc. (12)
10.2.2	First Amending Agreement dated as of March 10, 2005 by and among Congress Financial Corporation (Central), SMTC Manufacturing Corporation of California, SMTC Manufacturing Corporation of Wisconsin, SMTC Manufacturing Corporation of Massachusetts and SMTC Mex Holdings, Inc. (superseded in its entirety by Exhibit 10.4.3) (17)
10.2.3	First Amending Agreement dated as of March 31, 2005 by and among Congress Financial Corporation (Central), SMTC Manufacturing Corporation of California, SMTC Manufacturing Corporation of Wisconsin, SMTC Manufacturing Corporation of Massachusetts and SMTC Mex Holdings, Inc. (18)
10.2.4	Second Amending Agreement dated as of August 17, 2005 by and among Congress Financial Corporation (Central), SMTC Manufacturing Corporation of California, SMTC Manufacturing Corporation of Wisconsin, SMTC Manufacturing Corporation of Massachusetts and SMTC Mex Holdings, Inc. (20)
10.2.5	Second Amending Agreement dated as of August 17, 2005 by and between Congress Financial Corporation (Canada) and SMTC Manufacturing Corporation of Canada. (20)
10.2.6	Third Amending Agreement dated as of June 12, 2006 by and among Wachovia Capital Finance Corporation (as successor to Congress Financial Corporation (Central)), SMTC Manufacturing Corporation of California, SMTC Manufacturing Corporation of Wisconsin, SMTC Manufacturing Corporation of Massachusetts and SMTC Mex Holdings, Inc. (22)
10.2.7	Third Amending Agreement dated as of June 12, 2006 by and between Wachovia Capital Finance Corporation (Canada) (as successor to Congress Financial Corporation (Canada)) and SMTC Manufacturing Corporation of Canada. (22)

<u>Exhibit #</u>	<u>Description</u>
10.2.8	Letter Agreement effective as of August 2, 2006 by and among Wachovia Capital Finance Corporation (Central) (as successor to Congress Financial Corporation (Central)), SMTC Manufacturing Corporation of California, SMTC Manufacturing Corporation of Wisconsin, SMTC Manufacturing Corporation of Massachusetts and SMTC Mex Holdings, Inc. (23)
10.2.9	Letter Agreement effective as of August 2, 2006 by and between Wachovia Capital Finance Corporation (Canada) (as successor to Congress Financial Corporation (Canada)) and SMTC Manufacturing Corporation of Canada. (23)
10.2.10	Fourth Amending Agreement dated as of September 20, 2006 by and among Wachovia Capital Finance Corporation (Central) (as successor to Congress Financial Corporation (Central)), SMTC Manufacturing Corporation of California, SMTC Manufacturing Corporation of Wisconsin, SMTC Manufacturing Corporation of Massachusetts and SMTC Mex Holdings, Inc. (24)
10.2.11	Fourth Amending Agreement dated as of September 20, 2006 by and between Wachovia Capital Finance Corporation (Canada) (as successor to Congress Financial Corporation (Canada)) and SMTC Manufacturing Corporation of Canada. (24)
10.3	Form of Subscription Agreement for Special Warrants (Non-U.S. Purchaser). (11)
10.4	Form of Subscription Agreement for Special Warrants (U.S. Purchaser). (11)
10.5	Special Warrant Indenture and Escrow Agreement dated as of March 3, 2004 between SMTC Manufacturing Corporation of Canada and CIBC Mellon Trust Company. (11)
10.6	Share Purchase Warrant Indenture dated as of March 3, 2004 between SMTC Manufacturing Corporation of Canada and CIBC Mellon Trust Company. (11)
10.8	Real Property Lease dated as of September 15, 1998 between Warden-McPherson Developments Ltd. And The Surface Mount Technology Centre Inc. (5)
10.9	Lease Agreement dated as of August 11, 2000 between SMTC Manufacturing Corporation of Massachusetts and Lincoln-Franklin LLC. (7)
10.10	First Amendment to Lease and Extension Agreement effective as of October 1, 2004 between Teachers Insurance and Annuity Association of America and SMTC Manufacturing Corporation of Massachusetts. (19)
10.11	Employment Agreement dated as of February 7, 2005 between John Caldwell and SMTC Manufacturing Corporation of Canada. (25)*
10.12	Warrant Agreement dated as of June 1, 2004 between the Company and Mellon Investor Services LLC. (12)
10.13	Amended and Restated SMTC (HTM) 1998 Equity Incentive Plan. (1)
10.14	Amended SMTC Corporation/SMTC Manufacturing Corporation of Canada 2000 Equity Incentive Plan. (12)
10.15	Guarantee by SMTC Manufacturing Corporation of California dated June 1, 2004. (12)
10.16	Guarantee by SMTC Manufacturing Corporation of Massachusetts dated June 1, 2004. (12)
10.17	Guarantee by SMTC Mex Holdings, Inc. dated June 1, 2004. (12)
10.18	Guarantee by SMTC Manufacturing Corporation of Wisconsin dated June 1, 2004. (12)
10.19	Guarantee by SMTC Corporation, HTM Holdings, Inc., SMTC Manufacturing Corporation of Texas and SMTC Manufacturing Corporation of North Carolina dated June 1, 2004. (12)

<u>Exhibit #</u>	<u>Description</u>
10.20	Guarantee by SMTC Corporation, SMTC Manufacturing Corporation of California, SMTC Manufacturing Corporation of Massachusetts, HTM Holdings, Inc., SMTC Manufacturing Corporation of Texas, SMTC Manufacturing Corporation of North Carolina, SMTC Manufacturing Corporation of Wisconsin, SMTC Mex Holdings, Inc., SMTC de Chihuahua, S.A. de C.V. and Radio Componentes de Mexico, S.A. de C.V. dated June 1, 2004. (12)
10.21	General Security Agreement by SMTC Manufacturing Corporation of California, SMTC Manufacturing Corporation of Massachusetts, SMTC Manufacturing Corporation of Wisconsin and SMTC Mex Holdings, Inc. dated June 1, 2004. (12)
10.22	General Security Agreement by SMTC Corporation, HTM Holdings, Inc., SMTC Manufacturing Corporation of Texas and SMTC Manufacturing Corporation of North Carolina dated June 1, 2004. (12)
10.23	General Security Agreement by SMTC Manufacturing Corporation of Canada dated June 1, 2004. (12)
10.24	Guarantee by 940862 Ontario Inc. and SMTC Nova Scotia Company dated June 1, 2004. (12)
10.25	General Security Agreement by 940862 Ontario Inc. and SMTC Nova Scotia Company dated June 1, 2004. (12)
10.26	Employment Letter dated as of June 24, 2004 between Jane Todd and SMTC Corporation. (13)*
10.27	Exchange Agent Agreement dated as of October 1, 2004 by and between SMTC Corporation and Mellon Investor Services LLC. (14)
10.28	Letter of Understanding dated as of November 16, 2004 by and between Congress Financial Corporation (Canada) and SMTC Corporation. (14)
10.29	Waiver and Consent dated December 13, 2004 by and among Congress Financial Corporation (Canada), Congress Financial Corporation (Central), SMTC Corporation, SMTC Manufacturing Corporation of California, SMTC Manufacturing Corporation of Canada, SMTC Manufacturing Corporation of Massachusetts, SMTC Manufacturing Corporation of Wisconsin and SMTC Mex Holdings. (15)
10.30	Deferred Share Units Agreement dated as of February 7, 2005 between John Caldwell and SMTC Manufacturing Corporation of Canada. (16)*
10.31	Bonus Plan dated as of February 7, 2005 provided by SMTC Manufacturing Corporation of Canada to John Caldwell. (16)*
10.32	Summary of Board Compensation. (25)
10.33	Option Grant Certificate issued by SMTC Corporation to John Caldwell, dated October 6, 2004. (25)*
10.34	Employment Summary Sheet dated as of April 12, 2005 for Patrick Dunne. (25)*
10.35	Employment Summary Sheet dated as of April 12, 2005 for Steven G. Hoffrogge. (25)*
10.36	Employment Summary Sheet dated as of December 14, 2005 for Don Simpson. (21)*
10.37	Employment Agreement dated as of May 16, 2007 between John Caldwell and SMTC Manufacturing Corporation of Canada. (26)*
10.38	Deferred Share Unit Agreement dated as of May 16, 2007 between John Caldwell and SMTC Manufacturing Corporation of Canada. (26)*

<u>Exhibit #</u>	<u>Description</u>
10.39	Amended and Restated U.S. Loan Agreement dated August 3, 2007 by and between Wachovia Capital Finance Corporation (as successor to Congress Financial Corporation (Canada)), SMTC Manufacturing Corporation of California, SMTC Manufacturing Corporation of Massachusetts and SMTC Mex Holdings, Inc. (26)
10.40	Amended and Restated Canadian Loan Agreement dated August 3, 2007 by and between Wachovia Capital Finance Corporation (as successor to Congress Financial Corporation (Canada)) and SMTC Manufacturing Corporation of Canada. (26)
10.41	Amended and Restated Guarantee by SMTC Manufacturing Corporation of Canada dated August 10, 2007. (27)
10.42	Amended and Restated Guarantee by SMTC Manufacturing Corporation of California dated August 10, 2007. (26)
10.43	Amended and Restated Guarantee by SMTC Manufacturing Corporation of Massachusetts dated August 10, 2007. (26)
10.44	Amended and Restated Guarantee by SMTC Mex Holdings, Inc. dated August 10, 2007. (26)
10.45	Amended and Restated General Security Agreement by SMTC Manufacturing Corporation of California, SMTC Manufacturing Corporation of Massachusetts and SMTC Mex Holdings, Inc. dated August 3, 2007. (26)
10.46	Amended and Restated Guarantee by SMTC Corporation, HTM Holdings, Inc. and SMTC Holdings, LLC dated August 10, 2007. (26)
10.47	Amended and Restated General Security Agreement by SMTC Corporation, HTM Holdings, Inc. and SMTC Group Holdings, LLC dated August 10, 2007. (26)
10.48	Amended and Restated General Security Agreement by SMTC Manufacturing Corporation of Canada dated August 10, 2007. (26)
10.49	Amended and Restated General Security Agreement by SMTC Nova Scotia Company dated August 10, 2007. (26)
10.50	Amended and Restated Guarantee by SMTC Nova Scotia Company dated August 10, 2007. (26)
10.51	Second Amended and Restated U.S. Loan Agreement, dated August 7, 2008, by and between Wachovia Capital Finance Corporation (Central), Export Development Canada, SMTC Manufacturing Corporation of California, SMTC Manufacturing Corporation of Massachusetts, and SMTC Mex Holdings, Inc. (28)
10.52	Second Amended and Restated Canadian Loan Agreement, dated August 7, 2008, by and between Wachovia Capital Finance Corporation (Canada), and SMTC Manufacturing Corporation of Canada. (28)
10.53	Amending Agreement dated August 7, 2008. (28)
10.54	Letter of waiver and amendment dated April 2, 2009 between Wachovia Capital Finance Corporation (Central), Export Development Canada, SMTC Manufacturing Corporation of California, SMTC Manufacturing Corporation of Massachusetts and SMTC Mex Holdings, Inc. (30)
10.55	Letter of waiver and amendment dated April 2, 2009 between Wachovia Capital Finance Corporation (Canada) and SMTC Manufacturing Corporation of Canada. (30)
10.56	Letter of amendment dated August 4, 2009 between Wachovia Capital Finance Corporation (Central), Export Development Canada, SMTC Manufacturing Corporation of California, SMTC Manufacturing Corporation of Massachusetts and SMTC Mex Holdings, Inc.

<u>Exhibit #</u>	<u>Description</u>
10.57	Letter of amendment dated August 4, 2009 between Wachovia Capital Finance Corporation (Canada) and SMTC Manufacturing Corporation of Canada.
10.58	Letter of amendment dated December 4, 2009 between Wachovia Capital Finance Corporation (Central), Export Development Canada, SMTC Manufacturing Corporation of California, SMTC Manufacturing Corporation of Massachusetts and SMTC Mex Holdings, Inc.
10.59	Letter of amendment dated December 4, 2009 between Wachovia Capital Finance Corporation (Canada) and SMTC Manufacturing Corporation of Canada.
21.1	Subsidiaries of the Registrant.
23.1	Consent of KPMG LLP, Independent Auditors.
31.1	Certification of John Caldwell pursuant to Section 302 of the Sarbanes-Oxley Act of 2002, dated March 19, 2010.
31.2	Certification of Jane Todd pursuant to Section 302 of the Sarbanes-Oxley Act of 2002, dated March 19, 2010.
32.1	Certification of John Caldwell, pursuant to Section 1350, Chapter 63 of Title 18, United States Code, as adopted pursuant to Section 906 of the Sarbanes-Oxley Act of 2002, dated March 19, 2010.
32.2	Certification of Jane Todd, pursuant to Section 1350, Chapter 63 of Title 18, United States Code, as adopted pursuant to Section 906 of the Sarbanes-Oxley Act of 2002, dated March 19, 2010.
(1)	Filed as an Exhibit to the Company's Registration Statement on Form S-1 filed on March 24, 2000 (File No. 333-33208) and incorporated by reference herein.
(3)	Filed as an Exhibit to Amendment No. 2 to the Company's Registration Statement on Form S-1 filed on June 19, 2000 (File No. 333-33208) and incorporated by reference herein.
(4)	Filed as an Exhibit to Amendment No. 3 to the Company's Registration Statement on Form S-1 filed on July 10, 2000 (File No. 333-33208) and incorporated by reference herein.
(5)	Filed as an Exhibit to Amendment No. 4 to the Company's Registration Statement on Form S-1 filed on July 18, 2000 (File No. 333-33208) and incorporated by reference herein.
(6)	Filed as an Exhibit to the Company's Registration Statement on Form S-8 filed on August 22, 2000 (File No. 333-44250) and incorporated by reference herein.
(7)	Filed as an Exhibit to the Company's Quarterly Report on Form 10-Q for the quarter ended October 1, 2000 filed on November 15, 2000 (File No. 0-31051) and incorporated by reference herein.
(8)	Filed as an Exhibit to the Company's Current Report on Form 8-K filed on December 7, 2000 (File No. 0-31051) and incorporated by reference herein.
(9)	Filed as an Exhibit to the Company's Annual Report on Form 10-K for the year ended December 31, 2000 filed on April 2, 2001 (File No. 0-31051) and incorporated by reference herein.
(11)	Filed as an Exhibit to the Company's Annual Report on Form 10-K for the year ended December 31, 2003 filed on March 30, 2004 (File No. 0-31051) and incorporated by reference herein.
(12)	Filed as an Exhibit to Amendment No. 1 to the Company's Registration Statement on Form S-1 filed on June 25, 2004 (File No. 333-115400) and incorporated by reference herein.
(13)	Filed as an Exhibit to the Company's Quarterly Report on Form 10-Q for the quarter ended July 4, 2004 filed on August 18, 2004 (File No. 0-31051) and incorporated by reference herein.
(14)	Filed as an Exhibit to the Company's Quarterly Report on Form 10-Q for the quarter ended October 3, 2004 filed on November 17, 2004 (File No. 0-31051) and incorporated by reference herein.
(15)	Filed as an Exhibit to the Company's Current Report on Form 8-K filed on December 16, 2004 (File No. 0-31051) and incorporated by reference herein.
(16)	Filed as an Exhibit to the Company's Current Report on Form 8-K filed on February 11, 2005 (File No. 0-31051) and incorporated by reference herein.

-
- (17) Filed as an Exhibit to the Company's Current Report on Form 8-K filed on March 16, 2005 (File No. 0-31051) and incorporated by reference herein.
 - (18) Filed as an Exhibit to the Company's Current Report on Form 8-K filed on April 6, 2005 (File No. 0-31051) and incorporated by reference herein.
 - (19) Filed as an Exhibit to the Company's Quarterly Report on Form 10-Q for the period ended April 3, 2005 filed on May 18, 2005 (File No. 0-31051) and incorporated by reference herein.
 - (20) Filed as an Exhibit to the Company's Quarterly Report on Form 10-Q for the period ended July 3, 2005 filed on August 17, 2005 (File No. 0-31051) and incorporated by reference herein.
 - (21) Filed as an Exhibit to the Company's Current Report on Form 8-K filed on April 13, 2006 (File No. 0-31051) and incorporated by reference herein.
 - (22) Filed as an Exhibit to the Company's Current Report on Form 8-K filed on June 16, 2006 (File No. 0-31051) and incorporated by reference herein.
 - (23) Filed as an Exhibit to the Company's Current Report on Form 8-K filed on August 8, 2006 (File No. 0-31051) and incorporated by reference herein.
 - (24) Filed as an Exhibit to the Company's Current Report on Form 8-K filed on September 26, 2006 (File No. 0-31051) and incorporated by reference herein.
 - (25) Filed as an Exhibit to the Company's Annual Report on Form 10-K for the year ended December 31, 2004 filed on April 15, 2005 (File No. 0-31051) and incorporated by reference herein.
 - (26) Filed as an Exhibit to the Company's Quarterly Report on Form 10-Q for the period ended April 1, 2007 filed on May 16, 2007 (File No. 0-31051) and incorporated by reference herein.
 - (27) Filed as an Exhibit to the Company's Quarterly Report on Form 10-Q for the period ended September 30, 2007 filed on November 14, 2007 (File No. 0-31051) and incorporated by reference herein.
 - (28) Filed as an Exhibit to the Company's Quarterly Report on Form 10-Q for the period ended June 29, 2008 filed on August 13, 2008 (File No. 0-31051) and incorporated by reference herein.
 - (29) Filed as an Exhibit to the Company's Quarterly Report on Form 10-Q for the period ended September 28, 2008 filed on November 12, 2008 (File No. 0-31051) and incorporated by reference herein.
 - (30) Filed as an Exhibit to the Company's Annual Report on Form 10-K for the year ended January 4, 2009 filed on April 6, 2009 (File No. 0-31051) and incorporated by reference herein.
 - (31) Filed as an Exhibit to the Company's Current Report on Form 8-K filed on July 10, 2009 (File No. 0-31051) and incorporated by reference herein.

* Management contract or compensatory plan

SIGNATURES

Pursuant to the requirements of Section 13 or 15(d) of the Securities Exchange Act of 1934, the Registrant has duly caused this Report to be signed on its behalf by the undersigned, thereunto duly authorized.

SMTC CORPORATION

By: /s/ JOHN CALDWELL
John Caldwell
President and Chief Executive Officer

Date: March 19, 2010

Pursuant to the requirements of the Securities Exchange Act of 1934, this Report has been signed below by the following persons on behalf of the Registrant and in the capacities and on the date indicated.

<u>Signature</u>	<u>Title</u>	<u>Date</u>
<u> /s/ JOHN CALDWELL </u> John Caldwell	President, Chief Executive Officer and Director (Principal Executive Officer)	March 19, 2010
<u> /s/ JANE TODD </u> Jane Todd	Chief Financial Officer (Principal Financial and Accounting Officer)	March 19, 2010
<u> /s/ THOMAS COWAN </u> Thomas Cowan	Director	March 19, 2010
<u> /s/ JOHN MARINUCCI </u> John Marinucci	Director	March 19, 2010
<u> /s/ WAYNE MCLEOD </u> Wayne McLeod	Director	March 19, 2010
<u> /s/ DAVID SANDBERG </u> David Sandberg	Director	March 19, 2010
<u> /s/ ALEX WALKER </u> Alex Walker	Director	March 19, 2010

EXHIBIT INDEX

<u>Exhibit Number</u>	<u>Document</u>
10.56	Letter of amendment dated August 4, 2009 between Wachovia Capital Finance Corporation (Central), Export Development Canada, SMTC Manufacturing Corporation of California, SMTC Manufacturing Corporation of Massachusetts and SMTC Mex Holdings, Inc.
10.57	Letter of amendment dated August 4, 2009 between Wachovia Capital Finance Corporation (Canada) and SMTC Manufacturing Corporation of Canada.
10.58	Letter of amendment dated December 4, 2009 between Wachovia Capital Finance Corporation (Central), Export Development Canada, SMTC Manufacturing Corporation of California, SMTC Manufacturing Corporation of Massachusetts and SMTC Mex Holdings, Inc.
10.59	Letter of amendment dated December 4, 2009 between Wachovia Capital Finance Corporation (Canada) and SMTC Manufacturing Corporation of Canada.
21.1	Subsidiaries of the Registrant.
23.1	Consent of KPMG LLP, Independent Auditors.
31.1	Certification of John Caldwell pursuant to Section 302 of the Sarbanes-Oxley Act of 2002, dated March 19, 2010.
31.2	Certification of Jane Todd pursuant to Section 302 of the Sarbanes-Oxley Act of 2002, dated March 19, 2010.
32.1	Certification of John Caldwell, pursuant to Section 1350, Chapter 63 of Title 18, United States Code, as adopted pursuant to Section 906 of the Sarbanes-Oxley Act of 2002, dated March 19, 2010.
32.2	Certification of Jane Todd, pursuant to Section 1350, Chapter 63 of Title 18, United States Code, as adopted pursuant to Section 906 of the Sarbanes-Oxley Act of 2002, dated March 19, 2010.

SMTC CORPORATION
INDEX TO CONSOLIDATED FINANCIAL STATEMENTS

<u>Report of Independent Registered Public Accounting Firm</u>	F-2
<u>Consolidated Balance Sheets as of January 4, 2009 and January 3, 2010</u>	F-3
<u>Consolidated Statements of Operations and Comprehensive Income for the year ended December 31, 2007 and for the periods from January 1, 2008 to January 4, 2009 and from January 5, 2009 to January 3, 2010</u>	F-4
<u>Consolidated Statements of Changes in Shareholders' Equity for the year ended December 31, 2007 and for the periods from January 1, 2008 to January 4, 2009 and from January 5, 2009 to January 3, 2010</u>	F-5
<u>Consolidated Statements of Cash Flows for the year ended December 31, 2007 and for the periods from January 1, 2008 to January 4, 2009 and from January 5, 2009 to January 3, 2010</u>	F-6
<u>Notes to the Consolidated Financial Statements</u>	F-7

REPORT OF THE INDEPENDENT REGISTERED PUBLIC ACCOUNTING FIRM

To the Shareholders and Board of Directors of SMTC Corporation

We have audited the accompanying consolidated balance sheets of SMTC Corporation (the "Company") (and subsidiaries) as of January 4, 2009 and January 3, 2010, and the related consolidated statements of operations and comprehensive income, changes in shareholders' equity and cash flows for the year ended December 31, 2007 and the periods from January 1, 2008 to January 4, 2009 and from January 5, 2009 to January 3, 2010. In connection with our audits, we also have audited the related financial statement schedule appearing in the annual report on Form 10-K for the fiscal year ended January 3, 2010. These consolidated financial statements and the related financial statement schedule are the responsibility of the Company's management. Our responsibility is to express an opinion on these consolidated financial statements and the related financial statement schedule based on our audits.

We conducted our audits in accordance with the standards of the Public Company Accounting Oversight Board (United States). Those standards require that we plan and perform the audit to obtain reasonable assurance about whether the financial statements are free of material misstatement. An audit includes examining, on a test basis, evidence supporting the amounts and disclosures in the financial statements. An audit also includes assessing the accounting principles used and significant estimates made by management, as well as evaluating the overall financial statement presentation. We believe that our audits provide a reasonable basis for our opinion.

In our opinion, the consolidated financial statements referred to above present fairly, in all material respects, the financial position of SMTC Corporation and its subsidiaries as of January 4, 2009 and January 3, 2010 and the results of their operations and their cash flows for the year ended December 31, 2007 and the periods from January 1, 2008 to January 4, 2009 and from January 5, 2009 to January 3, 2010 in conformity with United States generally accepted accounting principles. Also, in our opinion, the related financial statement schedule, when considered in relation to the basic consolidated financial statements taken as a whole, presents fairly, in all material respects, the information set forth therein.

As discussed in note 2 (xxi)(e), the Company adopted new guidance under subtopic 40 of Accounting Standards Codification 815 on determining whether an instrument (or embedded feature) is indexed to its own stock during the period from January 5, 2009 to January 3, 2010.

/s/ KPMG LLP

Chartered Accountants, Licensed Public Accountants

Toronto, Canada

March 19, 2010

SMTC CORPORATION
Consolidated Balance Sheets
(Expressed in thousands of U.S. dollars)

	January 4, 2009	January 3, 2010
Assets		
Current assets:		
Cash	\$ 2,623	\$ 1,589
Accounts receivable—net (note 3)	28,648	37,688
Inventories (note 3)	36,823	37,026
Prepaid expenses	1,203	2,122
	<u>69,297</u>	<u>78,425</u>
Property, plant and equipment—net (note 3)	16,743	14,266
Deferred financing costs (note 3)	786	627
Deferred income taxes (note 10)	479	290
	<u>\$ 87,305</u>	<u>\$ 93,608</u>
Liabilities and Shareholders' Equity		
Current liabilities:		
Accounts payable	\$ 37,209	\$ 41,589
Accrued liabilities (note 3)	6,909	6,218
Income taxes payable	504	540
Current portion of long-term debt (note 4)	2,738	5,013
Current portion of capital lease obligations (note 4)	1,101	789
	<u>48,461</u>	<u>54,149</u>
Long-term debt (note 4)	15,943	20,666
Capital lease obligations (note 4)	1,587	543
Commitments and contingencies (note 14)		
Shareholders' equity:		
Capital stock (note 5)	7,456	7,093
Warrants (note 2, 5)	10,372	—
Additional paid-in capital	249,655	253,304
Deficit	<u>(246,169)</u>	<u>(242,147)</u>
	<u>21,314</u>	<u>18,250</u>
	<u>\$ 87,305</u>	<u>\$ 93,608</u>

See accompanying notes to consolidated financial statements.

SMTC CORPORATION
Consolidated Statements of Operations and Comprehensive Income
(Expressed in thousands of U.S. dollars, except number of shares and per share amounts)

	Year ended December 31, 2007	Period from January 1, 2008 to January 4, 2009	Period from January 5, 2009 to January 3, 2010
Revenue	\$ 200,977	\$ 206,879	\$ 179,509
Cost of sales	180,705	188,419	161,951
Gross profit	20,272	18,460	17,558
Selling, general and administrative expenses	12,581	12,892	12,767
Restructuring charges (note 7)	225	493	783
Loss on extinguishment of debt (note 8)	371	613	—
Other recoveries (note 9)	—	(185)	—
Operating earnings	7,095	4,647	4,008
Interest expense (note 3)	5,564	2,914	1,960
Earnings from continuing operations before income taxes	1,531	1,733	2,048
Income tax (recovery) expense (note 10)			
Current	(1,391)	113	(498)
Deferred	74	4	189
	(1,317)	117	(309)
Net earnings from continuing operations	2,848	1,616	2,357
Net loss from discontinued operations (note 11)	(176)	(7,511)	(5,952)
Net earnings (loss), also being comprehensive income (loss)	\$ 2,672	\$ (5,895)	\$ (3,595)
Basic earnings (loss) per share (note 12)			
—continuing operations	\$ 0.19	\$ 0.11	\$ 0.16
—discontinued operations	\$ (0.01)	\$ (0.51)	\$ (0.41)
Basic earnings (loss) per share	\$ 0.18	\$ (0.40)	\$ (0.25)
Diluted earnings (loss) per share			
—continuing operations	\$ 0.19	\$ 0.11	\$ 0.16
—discontinued operations	\$ (0.01)	\$ (0.51)	\$ (0.41)
Diluted earnings (loss) per share	\$ 0.18	\$ (0.40)	\$ (0.25)
Weighted average number of shares outstanding			
Basic	14,646,333	14,646,333	14,646,333
Diluted	14,959,978	14,798,731	14,646,333

See accompanying notes to consolidated financial statements.

SMTC CORPORATION
Consolidated Statements of Changes in Shareholders' Equity
(Expressed in thousands of U.S. dollars)

	<u>Capital stock</u>	<u>Warrants</u>	<u>Additional paid-in capital</u>	<u>Deficit</u>	<u>Total Shareholders' equity</u>
Balance, December 31, 2006	\$11,969	\$10,372	\$244,496	\$(242,946)	\$ 23,891
Conversion of shares from exchangeable to common stock	(4,115)	—	4,115	—	—
Stock-based compensation	—	—	272	—	272
Net earnings for the period	—	—	—	2,672	2,672
Balance, December 31, 2007	<u>\$ 7,854</u>	<u>\$10,372</u>	<u>\$248,883</u>	<u>\$(240,274)</u>	<u>\$ 26,835</u>
Conversion of shares from exchangeable to common stock	(398)	—	398	—	—
Stock-based compensation	—	—	374	—	374
Net loss for the period	—	—	—	(5,895)	(5,895)
Balance, January 4, 2009	<u>\$ 7,456</u>	<u>\$10,372</u>	<u>\$249,655</u>	<u>\$(246,169)</u>	<u>\$ 21,314</u>
Cumulative effect of change in accounting principle— January 5, 2009 reclassification of warrants to opening deficit (note 5)	—	(7,617)	—	7,617	—
Adjusted balance, January 5, 2009	<u>\$ 7,456</u>	<u>\$ 2,755</u>	<u>\$249,655</u>	<u>\$(238,552)</u>	<u>\$ 21,314</u>
Conversion of shares from exchangeable to common stock	(363)	—	363	—	—
Expiry of warrants	—	(2,755)	2,755	—	—
Stock-based compensation	—	—	531	—	531
Net loss for the period	—	—	—	(3,595)	(3,595)
Balance, January 3, 2010	<u>\$ 7,093</u>	<u>\$ —</u>	<u>\$253,304</u>	<u>\$(242,147)</u>	<u>\$ 18,250</u>

See accompanying notes to consolidated financial statements.

SMTC CORPORATION
Consolidated Statements of Cash Flows
(Expressed in thousands of U.S. dollars)

	Year ended December 31, 2007	Period from January 1, 2008 to January 4, 2009	Period from January 5, 2009 to January 3, 2010
Cash provided by (used in):			
Operations:			
Net earnings (loss)	\$ 2,672	\$ (5,895)	\$ (3,595)
Items not involving cash:			
Depreciation	4,970	3,302	2,877
Impairment of property, plant and equipment	—	4,921	—
Gain on disposition of property, plant and equipment	(24)	—	(224)
Unrealized gain on derivative instrument	—	(185)	—
Deferred income taxes	74	4	189
Non-cash interest	1,593	352	310
Stock-based compensation (note 6)	(26)	133	582
Loss on extinguishment of debt	269	613	—
Other	—	100	—
Change in non-cash operating working capital:			
Accounts receivable	6,502	10,195	(9,040)
Inventories	11,972	(5,944)	(203)
Prepaid expenses	340	(263)	(919)
Income taxes payable	(1,375)	(100)	36
Accounts payable	442	37	4,380
Accrued liabilities	(2,683)	(162)	(706)
	<u>24,726</u>	<u>7,108</u>	<u>(6,313)</u>
Financing:			
Increase in long-term debt	21,500	13,800	9,736
Repayment of long-term debt	(42,106)	(16,103)	(2,738)
Principal payment of capital lease obligations	(653)	(908)	(1,356)
Debt issuance and deferred financing costs	(1,409)	(395)	(151)
	<u>(22,668)</u>	<u>(3,606)</u>	<u>5,491</u>
Investment:			
Purchase of property, plant and equipment	(1,914)	(1,329)	(1,042)
Proceeds from sale of property, plant and equipment	38	268	830
	<u>(1,876)</u>	<u>(1,061)</u>	<u>(212)</u>
Increase (decrease) in cash	182	2,441	(1,034)
Cash, beginning of year	—	182	2,623
Cash, end of the year	<u>\$ 182</u>	<u>\$ 2,623</u>	<u>\$ 1,589</u>

See accompanying notes to consolidated financial statements.

SMTC CORPORATION

NOTES TO THE CONSOLIDATED FINANCIAL STATEMENTS

(Expressed in thousands of US. dollars, except numbers of shares and per share amounts)

1. Nature of the business

SMTC Corporation (the “Company”) is a worldwide provider of advanced electronics manufacturing services to original equipment manufacturers. The Company services its customers through manufacturing and technology centers located in the United States, Canada, Mexico and China. For the past nine years the Company has had an evolving manufacturing relationship with Alco Electronics Ltd. (“Alco”), a Hong Kong-headquartered, publicly-traded company with large scale manufacturing operations in China. Currently, the Company is operating under an existing manufacturing agreement with Alco, having established a new dedicated manufacturing facility in Chang An, China. Capitalizing on the strengths of both companies, this site provides SMTC current and prospective customers with highly efficient, low cost Asia-based manufacturing solutions. The new facility provides a full suite of integrated manufacturing services including assembly, testing, box build, final product integration, and expanded supply chain capabilities through an international sourcing and procurement office.

Effective June 30, 2009, the Company closed its Boston, Massachusetts facility. Results of this operation are reported as discontinued operations for the current and comparative reporting periods.

The Company’s financial reporting year is a 52 week fiscal period, ending on a Sunday. Accordingly, the consolidated statements of operations and comprehensive income, the consolidated statements of changes in shareholders’ equity, and consolidated statements of cash flows are reported for the periods from January 5, 2009 to January 3, 2010 (“period ending January 3, 2010”) and January 1, 2008 to January 4, 2009 (“period ended January 4, 2009”). Comparative information for periods prior to January 1, 2008 are reported on a calendar year basis and have not been restated for this change.

2. Significant accounting policies

(i) Basis of presentation

The Company’s accounting principles are in accordance with accounting principles generally accepted in the United States (“US GAAP”). These consolidated financial statements are denominated in United States (“US”) dollars. Some comparative figures have been reclassified to conform to the financial statement presentation adopted in the current period.

(ii) Principles of consolidation

The financial statements of entities which are controlled by the Company through voting equity interests, referred to as subsidiaries, are consolidated. Variable Interest Entities (“VIEs”) (which include, but are not limited to, special purpose entities, trusts, partnerships, certain joint ventures and other legal structures), as defined in subtopic 10 of ASC 810, “Consolidation” (“ASC 810”), are entities in which equity investors generally do not have the characteristics of a “controlling financial interest” or there is not sufficient equity at risk for the entity to finance its activities without additional subordinated financial support. VIEs are consolidated by the Company when it is determined that it will, as the primary beneficiary, absorb the majority of the VIEs expected losses and/or expected residual returns. The Company has no interests in VIEs in any of the years presented. Inter-company accounts and transactions are eliminated upon consolidation.

(iii) Use of estimates

The preparation of financial statements requires management to make estimates and assumptions that affect the reported amounts of assets and liabilities and disclosures of contingent assets and liabilities

SMTC CORPORATION

NOTES TO CONSOLIDATED FINANCIAL STATEMENTS—(Continued)
(Expressed in thousands of US. dollars, except numbers of shares and per share amounts)

2. Significant accounting policies (Continued)

at the date of the financial statements and the reported amounts of revenue and expenses during the year. Significant estimates include, but are not limited to, allowance for doubtful accounts, inventory valuation, deferred tax asset valuation allowance, restructuring accruals, determination of useful lives of property, plant and equipment, impairment of long-lived assets and legal contingencies. These estimates and assumptions are based on management's best estimates and judgment. Management evaluates its estimates and assumptions on an ongoing basis using historical experience and other factors, including the current economic environment. Actual results may differ from those estimates.

(iv) Revenue recognition

Revenue is derived primarily from the sale of electronics equipment that has been built to customer specifications. Revenue from the sale of products is recognized when goods are shipped to customers since title has passed to the customer, persuasive evidence of an arrangement exists, performance has occurred, all customer-specified test criteria have been met and collectability is reasonably assured. The Company has no significant obligations after product shipment other than its standard manufacturing warranty. The Company records a provision for future warranty costs based on management's best estimate of probable claims under its product warranties. The provision is based on the terms of the warranty which vary by customer and product, and historical experience. The Company regularly evaluates this provision.

In addition, the Company has contractual arrangements with the majority of its customers that provide for customers purchasing unused inventory that the Company has purchased to fulfill that customer's forecasted manufacturing demand. Revenue from the sale of excess inventory to the customer is recognized when title passes to the customer. The Company also derives revenue from engineering and design services. Service revenue is recognized as services are performed.

For arrangements where the customer agrees to purchase products but the Company retains possession until the customer requests shipment ("bill and hold arrangements"), revenue is not recognized until delivery to the customer has occurred and all other revenue recognition criteria have been met.

Sales taxes collected from customers and remitted to governmental authorities are presented on a net basis.

(v) Allowance for doubtful accounts

The allowance for doubtful accounts reflects management's best estimate of probable losses inherent in the accounts receivable balance. Management determines the allowance based on factors including the length of time the receivables have been outstanding, customer and industry concentrations, the current business environment and historical experience.

(vi) Inventories

Inventories are valued, on a first-in, first-out basis, at the lower of cost and replacement cost for raw materials and at the lower of cost and net realizable value for work in progress and finished goods. Inventories include an application of relevant overhead. Fixed production overheads are allocated to inventory based on normal capacity of production facilities. The Company writes down estimated obsolete or excess inventory for the difference between the cost of inventory and estimated net realizable

SMTC CORPORATION

NOTES TO CONSOLIDATED FINANCIAL STATEMENTS—(Continued)
(Expressed in thousands of US. dollars, except numbers of shares and per share amounts)

2. Significant accounting policies (Continued)

value based upon customer forecasts, shrinkage, the aging and future demand for the inventory, past experience with specific customers, and the ability to sell inventory back to customers or suppliers. If these assumptions change, additional write-downs may be required. The Company recognizes as current period charges abnormal amounts of idle facility expense, freight, handling costs, and wasted material (spoilage) costs.

(vii) Property, Plant and equipment

Plant and equipment are stated at cost less accumulated depreciation. Depreciation is generally calculated on a straight-line basis over the expected useful lives as follows:

Buildings	5 - 20 years
Machinery and equipment—fabrication business	15 years
Machinery and equipment—all other	7 years
Office furniture and equipment	7 years
Computer hardware and software	3 years
Leasehold improvements	Over shorter of the lease term and estimated useful life

Land is stated at cost.

(viii) Deferred financing costs

Long-term debt financing related costs are deferred and amortized over the term of the related debt and the related amortization is included within interest expense. Deferred financing costs relating to term debt are amortized using the effective interest method while deferred financing costs relating to revolving credit facilities are amortized on a straight-line basis over the term of the facility.

(ix) Income taxes

The Company accounts for income taxes using the asset and liability method. This approach recognizes the amount of taxes payable or refundable for the current year as well as deferred tax assets and liabilities for the future tax consequence of events recognized in the financial statements and tax returns. The effect of changes in tax rates is recognized in the year in which the rate change occurs.

In establishing the appropriate valuation allowances for deferred tax assets, the Company assesses its ability to realize its deferred tax assets based on available evidence, both positive and negative, to determine whether it is more likely than not that the deferred tax assets or a portion thereof will be realized.

Effective January 1, 2007, the Company adopted the updated guidance under ASC 740 with respect to accounting for uncertainty in income taxes recognized in an enterprise's financial statements. This updated guidance prescribes a recognition threshold and measurement attribute for the financial statement recognition and measurement of a tax position taken or expected to be taken in a tax return, and also provides guidance on de-recognition, classification, interest and penalties, accounting in interim periods, disclosure and transition.

This updated guidance requires the Company to determine if it is more likely than not that the tax position will be sustained based on the technical merits of the position and for those tax positions that

SMTC CORPORATION

NOTES TO CONSOLIDATED FINANCIAL STATEMENTS—(Continued)
(Expressed in thousands of US. dollars, except numbers of shares and per share amounts)

2. Significant accounting policies (Continued)

meet the more likely than not threshold, the Company would recognize the largest amount of tax benefit that is greater than fifty percent likely of being realized when ultimately settled with the tax authorities. The adoption of this guidance did not have a material impact on the Company's consolidated financial statements.

On May 2, 2007, the FASB updated ASC 740 for guidance on how an enterprise should determine whether a tax position is effectively settled for the purpose of recognizing previously unrecognized tax benefits. The application of this updated guidance, effective January 1, 2007, did not have a material impact on the Company's results of operations and financial condition.

(x) Earnings (loss) per common share

Basic earnings (loss) per share is calculated using the weighted average number of common shares outstanding during the year. Diluted earnings (loss) per share is calculated using the weighted average number of common shares plus the dilutive potential common shares outstanding during the year. Anti-dilutive potential common shares are excluded. The treasury stock method is used to compute the potential dilutive effect of stock options and warrants issued.

(xi) Translation of foreign currencies

The functional currency of all foreign subsidiaries is the U.S. dollar. Monetary assets and liabilities denominated in foreign currencies are translated into U.S. dollars at the year-end rates of exchange. Non-monetary assets and liabilities denominated in foreign currencies are translated at historical rates and revenue and expenses are translated at average exchange rates prevailing during the month of the transaction. Exchange gains or losses are reflected in the consolidated statements of operations and comprehensive income.

(xii) Financial instruments

The Company accounts for derivative financial instruments in accordance with applicable guidance. In accordance with these standards, all derivative instruments are recorded on the balance sheet at their respective fair values. Generally, if a derivative instrument is designated as a cash flow hedge, the change in the fair value of the derivative is recorded in other comprehensive income to the extent the derivative is effective, and recognized in the statement of operations when the hedged item affects earnings. If a derivative instrument is designated as a fair value hedge, the change in fair value of the derivative and of the hedged item attributable to the hedged risk are recognized in the statement of operations and comprehensive income in the current period. Changes in fair value of derivatives that are not designated as hedges are recorded in the statement of operations and comprehensive income.

The carrying amounts of cash, accounts receivable, accounts payable and accrued liabilities approximate fair values due to the short-term nature of these instruments. The fair values of long-term debt and capital lease obligations, including the current portion, bear rates currently available to the Company for debt with similar terms and maturities and, therefore, approximate carrying values.

(xiii) Shipping and handling costs

Shipping and handling costs are included as a component of cost of sales.

SMTC CORPORATION

NOTES TO CONSOLIDATED FINANCIAL STATEMENTS—(Continued)
(Expressed in thousands of US. dollars, except numbers of shares and per share amounts)

2. Significant accounting policies (Continued)

(xiv) Stock-based compensation

The Company applies ASC 718, “Compensation—Stock Compensation”, (“ASC 718”) using a fair value based method for all outstanding awards. The fair value at grant date of stock options is estimated using the Black-Scholes option-pricing model. Compensation expense is recognized over the stock option vesting period on a straight line basis. ASC 718 also requires forfeitures to be estimated at the time of grant and revised, if necessary, in subsequent periods if actual forfeitures differ from those estimates.

(xv) Fair Value Measurements

In accordance with ASC 820, “Fair Value Measurements and Disclosures”, (“ASC 820”), the Company determines fair value as an exit price, representing the price that would be received to sell an asset or paid to transfer a liability in an orderly transaction between market participants. ASC 820 establishes a hierarchical structure to prioritize the inputs to valuation techniques used to measure fair value into three tiers:

Level 1—Quoted prices in active markets for identical assets or liabilities

Level 2—Observable inputs other than quoted prices in active markets for identical assets and liabilities

Level 3—No observable pricing inputs in the market (e.g., discounted cash flows)

Financial assets and financial liabilities are classified in their entirety based on the lowest level of input that is significant to the fair value measurements. The assessment of the significance of a particular input to the fair value measurements requires judgment, and may affect the valuation of the assets and liabilities being measured and their placement within the fair value hierarchy.

(xvi) Impairment of long-lived assets

The Company tests long-lived assets or asset groups held and used for recoverability when events or changes in circumstances indicate that their carrying amount may not be recoverable. Circumstances which could trigger a review include, but are not limited to: significant decreases in the market price of the asset; significant adverse changes in the business climate or legal factors; the accumulation of costs significantly in excess of the amount originally expected for the acquisition or construction of the asset; current period cash flow or operating losses combined with a history of losses or a forecast of continuing losses associated with the use of the asset; and a current expectation that the asset will more likely than not be sold or disposed significantly before the end of its estimated useful life. Recoverability is assessed based on the carrying amount of the asset and the sum of the undiscounted cash flows expected to result from the use and the eventual disposal of the asset. If the carrying value of the asset is not recoverable, the impairment loss is measured as the amount by which the carrying amount exceeds fair value. For assets classified as held for sale, an impairment loss is recognized when the carrying amount exceeds the fair value less costs to sell.

(xvii) Restructuring costs

The Company accounts for restructuring costs related to an exit or disposal activity when a liability is incurred and can be measured at fair value.

SMTC CORPORATION

NOTES TO CONSOLIDATED FINANCIAL STATEMENTS—(Continued)
(Expressed in thousands of US. dollars, except numbers of shares and per share amounts)

2. Significant accounting policies (Continued)

(xviii) Asset retirement obligations

The Company recognizes the fair value of liabilities for asset retirement obligations when the Company incurs the obligation. There was no asset retirement obligation recorded for the periods ended January 4, 2009 or January 3, 2010.

(xix) Guarantees

The Company accounts for guarantees, including the recognition of a liability at the inception of certain guarantees, based on the fair value of the guarantee. The Company did not enter into any guarantees in the periods ended January 4, 2009 or January 3, 2010.

(xx) Comprehensive income (loss):

Comprehensive income includes all changes in equity (net assets) during a period from non-owner sources. During each of the year ended December 31, 2007 and the periods ended January 4, 2009 and January 3, 2010, comprehensive income (loss) was equal to net earnings (loss).

(xxi) Accounting Changes

(a) FASB Codification:

In June 2009, the FASB issued ASC 105, "Generally Accepted Accounting Principles", ("ASC 105"), which establishes the Codification as the single source of authoritative GAAP recognized by the FASB to be applied by nongovernmental entities. Rules and interpretive releases of the Securities and Exchange Commission ("SEC") under authority of federal securities laws are also sources of authoritative GAAP for SEC registrants. The Codification supersedes all existing non-SEC accounting and reporting standards. All other non-grandfathered non-SEC accounting literature not included in the Codification is superseded and will become nonauthoritative. ASC 105 is effective for financial statements issued for interim and annual periods ending after September 15, 2009. The Company has included references to the Codification, as appropriate, in these consolidated financial statements.

(b) Share Based Payments:

In June 2008, the FASB issued guidance under ASC 260, "Earnings Per Share", on determining whether instruments granted in share-based payment transactions are participating securities. The guidance clarified that all unvested share-based payment awards that contain non-forfeitable rights to dividends are participating securities prior to vesting and, provides guidance on calculation of earnings per share under the two-class method. The guidance is effective for fiscal years beginning after December 15, 2008, and interim periods within those fiscal years. The adoption of this guidance effective January 5, 2009 had no material impact on the consolidated financial statements.

(c) Business Combinations:

In December 2007, the FASB issued guidance under ASC 805, "Business Combinations", ("ASC 805"), which establishes principles and requirements for how an acquirer in a business combination recognizes and measures in its financial statements the identifiable assets acquired, the liabilities assumed and any non-controlling interest in the acquiree at the acquisition date fair

SMTC CORPORATION

NOTES TO CONSOLIDATED FINANCIAL STATEMENTS—(Continued)
(Expressed in thousands of US. dollars, except numbers of shares and per share amounts)

2. Significant accounting policies (Continued)

value. ASC 805 significantly changes the accounting for business combinations in a number of areas including the treatment of contingent consideration, pre-acquisition contingencies, transaction costs, in-process research and development and restructuring costs. In addition, under ASC 805, changes in an acquired entity's deferred tax assets and uncertain tax positions after the measurement period will impact income tax expense. ASC 805 provides guidance regarding what information to disclose to enable users of the financial statements to evaluate the nature and financial effects of the business combination. ASC 805 is effective for fiscal years beginning after December 15, 2008 with early application prohibited. The adoption of ASC 805, effective January 5, 2009, had no material impact on the consolidated financial statements.

(d) Noncontrolling Interests:

In December 2007, the FASB issued guidance under ASC 810, "Consolidation", for non-controlling interests. This guidance changes the accounting and reporting for minority interests, which will be recharacterized as noncontrolling interests and classified as a component of equity. This new consolidation method significantly changes the accounting for transactions with minority interest holders. The guidance is effective for fiscal years beginning after December 15, 2008 with early application prohibited. The adoption of the guidance, effective January 5, 2009, had no material impact on the consolidated financial statements.

(e) Derivative Instruments and Hedging Activities:

In March 2008, the FASB issued guidance under subtopic 10 of ASC 815, "Derivatives and Hedging", ("ASC 815") that requires additional disclosures about how derivative and hedging activities affect an entity's financial position, financial performance and cash flows. The guidance is effective for financial statements issued for fiscal years and interim periods beginning after November 15, 2008. The adoption of the guidance, effective January 5, 2009, had no impact on the consolidated financial statements.

In June 2008, the FASB issued guidance under subtopic 40 of ASC 815 on determining whether an instrument (or embedded feature) is indexed to an entity's own stock. Under the guidance, a contract that would otherwise meet the definition of a derivative but is both (a) indexed to the Company's own stock and (b) classified in stockholders' equity in the statement of financial position would not be considered a derivative financial instrument. The guidance provides a new two-step model to be applied in determining whether a financial instrument or an embedded feature is indexed to an issuer's own stock and thus able to qualify for the scope exception under section 15 of subtopic 40 of ASC 815. The guidance is effective for financial statements issued for fiscal years beginning after December 15, 2008, and interim periods within those fiscal years. The Company's adoption of the guidance on a retrospective basis, without restatement of prior periods, on January 5, 2009, resulted in liability classification of the Purchase Warrants (note 5) as the exercise price was denominated in a currency other than the Company's functional currency. Accordingly, the Purchase Warrants were reclassified as liabilities on January 5, 2009 and valued at fair value. As the fair value on January 5, 2009 was determined to be nil, the impact of the adoption resulted in the reclassification of the carrying value of the Purchase Warrants of \$7,617 as at January 5, 2009 from warrants to opening deficit.

(f) Fair Value of Financial Instruments:

In April 2009 the FASB issued guidance under ASC 820 which clarifies the methodology used to determine fair value when there is no active market or where the price inputs being used represent

SMTC CORPORATION

NOTES TO CONSOLIDATED FINANCIAL STATEMENTS—(Continued)
(Expressed in thousands of US. dollars, except numbers of shares and per share amounts)

2. Significant accounting policies (Continued)

distressed sales. The guidance also reaffirms the objective of fair value measurement, which is to reflect how much an asset would be sold for in an orderly transaction. It also reaffirms the need to use judgment to determine if a formerly active market has become inactive, as well as to determine fair values when markets have become inactive. The guidance should be applied prospectively and is effective for interim and annual reporting periods ending after June 15, 2009. The adoption of the guidance did not have a material impact on the consolidated financial statements.

(g) Fair Value of Financial Instruments:

In August 2009, the FASB issued Accounting Standards Update (“ASU”) No. 2009-05, “Fair Value Measurements and Disclosures (Topic 820)—Measuring Liabilities at Fair Value” (“ASU 2009-05”). This ASU provides amendments for fair value measurements of liabilities. It provides clarification that in circumstances in which a quoted price in an active market for the identical liability is not available, a reporting entity is required to measure fair value using one or more techniques. ASU 2009-05 also clarifies that when estimating a fair value of a liability, a reporting entity is not required to include a separate input or adjustment to other inputs relating to the existence of a restriction that prevents the transfer of the liability. ASU 2009-05 is effective for the fourth quarter of 2009. The adoption of the guidance did not have a material impact on the consolidated financial statements.

(xxii) Recent accounting pronouncements

- a) In September 2009, the FASB issued ASU No. 2009-08, “Earnings Per Share Amendments to Section 260-10-S99”. This Codification Update represents technical corrections to Topic 260-10-S99, Earnings per Share, based on EITF Topic D-53, Computation of Earnings Per Share for a Period that Includes a Redemption or an Induced Conversion of a Portion of a Class of Preferred Stock and EITF Topic D-42, The Effect of the Calculation of Earnings per Share for the Redemption or Induced Conversion of Preferred Stock. The adoption of ASU 2009-08 will not have material impact on our condensed consolidated financial statements.
- b) In September 2009, the FASB issued ASU No. 2009-13, “Multiple-Deliverable Revenue Arrangements—a consensus of the FASB Emerging Issues Task Force” (ASU 2009-13). It updates the existing multiple-element revenue arrangements guidance currently included under ASC 605, “Revenue Recognition”. The revised guidance primarily provides two significant changes: 1) eliminates the need for objective and reliable evidence of the fair value for the undelivered element in order for a delivered item to be treated as a separate unit of accounting, and 2) eliminates the residual method to allocate the arrangement consideration. In addition, the guidance also expands the disclosure requirements for revenue recognition. ASU 2009-13 will be effective for the first annual reporting period beginning on or after June 15, 2010, with early adoption permitted provided that the revised guidance is retroactively applied to the beginning of the year of adoption. The Company is currently assessing the future impact of this ASU to its consolidated financial statements.
- c) In January 2010, the FASB issued ASU No. 2010-06, “Fair Value Measurements and Disclosures”, (“ASU 2010-06”) which provides amendments to Subtopic 820-10 that require new disclosures regarding (1) transfers in and out of Levels 1 and 2 fair value measurements and (2) activity in Level 3 fair value measurements. Additionally, ASU 2010-06 clarifies existing fair

SMTC CORPORATION

NOTES TO CONSOLIDATED FINANCIAL STATEMENTS—(Continued)
(Expressed in thousands of US. dollars, except numbers of shares and per share amounts)

2. Significant accounting policies (Continued)

value disclosures about the level of disaggregation and about inputs and valuation techniques used to measure fair value. The guidance in ASU 2010-06 is effective for interim and annual reporting periods beginning after December 15, 2009, except for disclosures about purchases, sales, issuances, and settlements in the roll forward activity in Level 3 fair value measurements which are effective for fiscal years beginning after December 15, 2010, and for interim periods within those fiscal years. The adoption of this ASU is not expected to have a material effect on the Company's financial statements.

3. Consolidated financial statement details

The following consolidated financial statement details are presented as of the period end dates indicated for the consolidated balance sheets and for each of the periods indicated for the consolidated statements of operations and comprehensive income and consolidated statements of cash flows.

Consolidated balance sheets

Accounts receivable—net:

	<u>January 4, 2009</u>	<u>January 3, 2010</u>
Accounts receivable	\$ 29,153	\$ 37,709
Taxes receivable	—	537
Allowance for doubtful accounts	(505)	(558)
Accounts receivable—net	<u>\$ 28,648</u>	<u>\$ 37,688</u>

Inventories:

	<u>January 4, 2009</u>	<u>January 3, 2010</u>
Raw materials	\$ 26,355	\$ 22,618
Work in process	7,664	10,564
Finished goods	2,072	2,789
Other	732	1,055
Inventories	<u>\$ 36,823</u>	<u>\$ 37,026</u>

SMTC CORPORATION

NOTES TO CONSOLIDATED FINANCIAL STATEMENTS—(Continued)
(Expressed in thousands of US. dollars, except numbers of shares and per share amounts)

3. Consolidated financial statement details (Continued)

Property, plant and equipment—net:

	<u>January 4, 2009</u>	<u>January 3, 2010</u>
Cost:		
Land	\$ 1,648	\$ 1,648
Buildings	9,777	9,852
Machinery and equipment (a)	31,802	30,065
Office furniture and equipment	4,404	2,393
Computer hardware and software (b)	9,325	8,959
Leasehold improvements	<u>9,031</u>	<u>3,099</u>
	<u>65,987</u>	<u>56,016</u>
Less accumulated depreciation:		
Land	—	—
Buildings	(4,275)	(4,776)
Machinery and equipment (a)	(23,217)	(23,186)
Office furniture and equipment	(4,292)	(2,305)
Computer hardware and software (b)	(8,699)	(8,592)
Leasehold improvements	<u>(8,761)</u>	<u>(2,891)</u>
	<u>(49,244)</u>	<u>(41,750)</u>
Property, plant and equipment—net	<u>\$ 16,743</u>	<u>\$ 14,266</u>

- (a) Included within machinery and equipment were assets under capital leases with costs of \$7,622 and \$7,141, and associated accumulated depreciation of \$3,017 and \$3,998 as of January 4, 2009 and January 3, 2010, respectively. The related depreciation expense for the year ended December 31, 2007 and the periods ended January 4, 2009 and January 3, 2010 were \$864, \$956 and \$1,017, respectively.
- (b) Included within computer hardware and software were assets under capital leases with costs of \$268 at both January 4, 2009 and January 3, 2010, and associated accumulated depreciation of \$49 and \$137, as of January 4, 2009 and January 3, 2010, respectively. The related depreciation expense for the periods ended January 4, 2009 and January 3, 2010 was \$49 and \$88, respectively. There was no related depreciation expense for the year ended December 31, 2007.

Deferred financing costs:

	<u>January 4, 2009</u>	<u>January 3, 2010</u>
Deferred financing costs	\$ 2,526	\$ 2,677
Accumulated amortization	<u>(1,740)</u>	<u>(2,050)</u>
	<u>\$ 786</u>	<u>\$ 627</u>

SMTC CORPORATION

NOTES TO CONSOLIDATED FINANCIAL STATEMENTS—(Continued)
(Expressed in thousands of US. dollars, except numbers of shares and per share amounts)

3. Consolidated financial statement details (Continued)

Accrued liabilities:

	<u>January 4, 2009</u>	<u>January 3, 2010</u>
Customer related	\$ 1,626	\$ 1,277
Interest and financing related	68	46
Payroll	2,250	2,079
Professional services	660	488
Restructuring and discontinued operations	—	884
Vendor related	673	498
Miscellaneous taxes	149	228
Other	1,483	718
Accrued liabilities	<u>\$ 6,909</u>	<u>\$ 6,218</u>

Consolidated statements of operations and comprehensive income

Interest expense:

	<u>Year ended December 31, 2007</u>	<u>Period ended January 4, 2009</u>	<u>Period ended January 3, 2010</u>
Long-term debt	\$ 5,343	\$ 2,742	\$ 1,765
Obligations under capital leases	198	201	207
Other	23	(29)	(12)
Interest expense	<u>\$ 5,564</u>	<u>\$ 2,914</u>	<u>\$ 1,960</u>

Consolidated statements of cash flows

	<u>Year ended December 31, 2007</u>	<u>Period ended January 4, 2009</u>	<u>Period ended January 4, 2009</u>
Cash interest paid	\$ 4,101	\$ 2,635	\$ 1,874
Cash taxes (received) paid—net	\$ 61	\$ 173	\$ 82
Property, plant and equipment acquired through capital lease	<u>\$ 561</u>	<u>\$ 1,516</u>	<u>\$ —</u>

4. Long-term debt and capital leases

Long-term debt

The following table shows the components of long-term debt as at:

	<u>January 4, 2009</u>	<u>January 3, 2010</u>
Revolving	\$ 6,331	\$ 16,066
Term	12,350	9,613
	18,681	25,679
Less: Current portion of long-term debt	<u>(2,738)</u>	<u>(5,013)</u>
Long-term debt	<u>\$ 15,943</u>	<u>\$ 20,666</u>

SMTC CORPORATION

NOTES TO CONSOLIDATED FINANCIAL STATEMENTS—(Continued)
(Expressed in thousands of US. dollars, except numbers of shares and per share amounts)

4. Long-term debt and capital leases (Continued)

On August 3, 2007, the Company and its subsidiaries entered into new five year agreements, expiring August 4, 2012 with Wachovia Capital Finance Corporation (“Wachovia”), the Company’s existing senior lender, and Monroe Capital Management Advisors LLC (“Monroe”), in both Canada and the United States (collectively, the “Wachovia Monroe Facilities”). The Wachovia Monroe Facilities provided for a \$40,000 revolving credit facility and a \$21,500 term loan. The proceeds of the loans were used to repay existing debt and provided for working capital needs. The availability under the revolving credit facilities was subject to certain borrowing base conditions based on the eligible inventory and accounts receivable of the Company. The revolving credit facilities bore interest at the U.S. Prime rate. The term loan bore interest at LIBOR plus 4% with the rate declining at predetermined levels based on the Company’s overall leverage. The Wachovia Monroe Facilities replaced all previous credit facilities, including the senior revolving credit facilities and term debt provided by Wachovia, and subordinated term debt held by a syndicate of lenders.

The Wachovia Monroe Facilities were jointly and severally guaranteed by the Company and secured by the assets and capital stock of each of the Company’s subsidiaries and its future subsidiaries.

The Company incurred costs of \$1,409 related to the completion of the Wachovia Monroe Facilities in 2007. These costs were recorded as a non-current deferred charge to be amortized as additional interest expense over the term of the credit facility. A portion of these costs were included in the loss on extinguishment of the Wachovia Monroe term debt (note 8).

During the second quarter of 2008, the Company was informed that Monroe had assigned all of its rights, title and interest in the term debt to a fund held by Garrison Investment Group LLC (“Garrison”).

During the third quarter of 2008, the Company entered into a second amended and restated loan agreement in the US and Canada with Wachovia and Export Development Canada (“EDC”) dated August 7, 2008 (the “Wachovia EDC Facilities”), and maturing on August 12, 2012. Under the amended and restated loan agreement, Wachovia amended certain borrowing base conditions based on eligible inventory and accounts receivable of the Company to allow increased borrowing capacity and increased the revolving credit facility from \$40,000 to \$45,000. Wachovia also provided an \$800 term loan, bearing interest based on the U.S. Prime rate. Also under this amendment, EDC replaced Garrison as the primary term debt lender. The proceeds from the EDC term debt of \$13,000, together with the increased borrowing capacity, were used to repay the entire remaining Garrison loan. The EDC term debt bore interest at LIBOR plus 3.5%, decreasing at various leverage rates. Financial covenants were changed and restrictions on certain investments and expenditures have been removed.

On April 2, 2009, the Company received a waiver from its lenders with respect to what would have otherwise been a covenant violation at the time of filing of the Company’s fiscal 2008 financial statements. In addition, the Company and its lenders amended the lending agreements to revise the EBITDA and leverage covenants and eliminate the fixed charge coverage ratio for the five quarters beginning January 5, 2009 and including the first quarter of the 2010 fiscal period. Interest rates also increased by 200 basis points on the EDC term debt and the Wachovia revolving facilities, and by 300 basis points on the Wachovia term loan. On August 4, 2009, a further amendment was obtained, effectively extending the terms of the April agreement to July 2010.

The Company incurred costs of \$395 related to the completion of the Wachovia EDC Facilities in 2008, and \$151 related to the amendment of the Wachovia EDC Facilities in 2009. These costs were recorded as a non-current deferred charge and are being amortized as additional interest expense over the term of the credit facility.

SMTC CORPORATION

NOTES TO CONSOLIDATED FINANCIAL STATEMENTS—(Continued)
(Expressed in thousands of US. dollars, except numbers of shares and per share amounts)

4. Long-term debt and capital leases (Continued)

The Company elects to use a “lock-box” arrangement, whereby remittances from customers are swept daily to reduce the borrowings under the revolving credit facilities.

At January 3, 2010 and January 4, 2009, there were Canadian dollar denominated cash balances of \$6,997 and \$2,891 respectively, which were classified as offsets to debt balances as they were used to reduce the outstanding revolving credit facilities.

The Wachovia EDC Facilities are jointly and severally guaranteed by the Company and secured by the assets and capital stock of each of the Company’s subsidiaries and its future subsidiaries.

The term loan to EDC is repayable in quarterly installments ranging from \$650 to \$1,463, with the remaining amounts outstanding due at maturity, as specified in the repayment schedule of the loan agreement. The term loan to Wachovia is repayable in quarterly installments of \$75, with the remaining amounts outstanding due at maturity.

The Company was in compliance with the required financial covenants as of January 3, 2010. The Company is in the process of negotiating revised financial covenants for 2010. The current covenants effectively expire on July 10, 2010 at which time a fixed coverage charge is reinstated not to exceed 1.25. The Lenders and the Company are required to renegotiate the covenants by July 10, 2010 or the fixed coverage charge becomes effective. Based on the Company’s current projections, it is possible that the Company will not be in compliance with the fixed coverage charge for the quarter ended January 2, 2011. Although the Company expects to successfully amend its financial covenants, if the Company is not able to do so, the Company could be in violation of its credit facility agreement at that time. In the event the Company is unable to amend the required financial covenants or obtain alternative financing, the Company may be unable to access credit and its debt obligations could become accelerated. These events would likely have a material adverse effect on the Company.

Obligations under capital leases

Minimum lease payments for capital leases due within each of the next five years consist of the following

2010	\$ 869
2011	562
2012	6
2013 and thereafter	—
Total minimum lease payments	<u>1,437</u>
Amount representing interest of 7.6% to 11.3%	<u>(105)</u>
Present value of lease payments	1,332
Current portion of capital leases	789
Long term capital lease obligations	<u>\$ 543</u>

SMTC CORPORATION

NOTES TO CONSOLIDATED FINANCIAL STATEMENTS—(Continued)
(Expressed in thousands of US. dollars, except numbers of shares and per share amounts)

4. Long-term debt and capital leases (Continued)

Debt principal repayments

At January 3, 2010, principal repayments due within each of the next five years on long-term debt are as follows:

2010	\$ 5,013
2011	3,300
2012	17,366
2013 and thereafter	—
Total	<u>\$25,679</u>

5. Capital stock

Common shares

Authorized share capital:

The authorized share capital of the Company at January 4, 2009 and January 3, 2010 consisted of:

- (i) 26,000,000 shares of common stock, par value \$0.01 per share: Holders are entitled to one vote per share and the right to share in dividends pro rata subject to any preferential dividend rights of any then outstanding preferred stock.
- (ii) 5,000,000 shares of special voting stock, par value \$0.01 per share: From time to time the Company may issue special voting stock in one or more series and will fix the terms of that series at the time it is created.

SMTC CORPORATION

NOTES TO CONSOLIDATED FINANCIAL STATEMENTS—(Continued)
(Expressed in thousands of US. dollars, except numbers of shares and per share amounts)

5. Capital stock (Continued)

Issued and outstanding:

The outstanding number of common shares included in shareholders' equity consisted of the following as at the following dates:

	December 31, 2007		January 4, 2009		January 3, 2010	
	Number of shares	\$	Number of shares	\$	Number of shares	\$
Common Stock						
Exchangeable shares:						
Balance at beginning of the period	1,226,956	\$ 11,608	791,533	\$ 7,489	749,448	\$ 7,091
Shares issued pursuant to:						
Conversion to common stock	(435,423)	(4,119)	(42,085)	(398)	(38,400)	(363)
Balance at end of the period	<u>791,533</u>	<u>\$ 7,489</u>	<u>749,448</u>	<u>\$ 7,091</u>	<u>711,048</u>	<u>\$ 6,728</u>
Common shares						
Balance at beginning of the period	13,419,376	\$ 361	13,854,799	\$ 365	13,896,884	\$ 365
Shares issued pursuant to:						
Conversion of exchangeable shares	435,423	4	42,085	—	38,400	—
Balance at end of the period	<u>13,854,799</u>	<u>\$ 365</u>	<u>13,896,884</u>	<u>\$ 365</u>	<u>13,935,284</u>	<u>\$ 365</u>
Special voting stock						
Balance at beginning of the period	1	\$ —	1	\$ —	1	\$ —
Balance at end of the period	<u>1</u>	<u>\$ —</u>	<u>1</u>	<u>\$ —</u>	<u>1</u>	<u>\$ —</u>
Total Common stock		<u>\$ 7,854</u>		<u>\$ 7,456</u>		<u>\$ 7,093</u>
Warrants						
Common share warrants						
Balance at beginning of the period	11,166,947	\$ 2,755	11,166,947	\$ 2,755	11,166,947	\$ 2,755
Expired	—	—	—	—	(11,166,947)	(2,755)
Balance at end of the period	<u>11,166,947</u>	<u>\$ 2,755</u>	<u>11,166,947</u>	<u>\$ 2,755</u>	<u>—</u>	<u>\$ —</u>
Exchangeable share warrants						
Balance at beginning of the period (a)	16,675,000	\$ 7,617	16,675,000	\$ 7,617	—	\$ —
Balance at end of the period	<u>16,675,000</u>	<u>\$ 7,617</u>	<u>16,675,000</u>	<u>\$ 7,617</u>	<u>—</u>	<u>\$ —</u>
Total Warrants		<u>\$10,372</u>		<u>\$10,372</u>		<u>\$ —</u>

(a) Restated as at January 5, 2009 as per ASC 815 (see Note 2)

Common Share Warrants:

On June 1, 2004, the Company's pre-existing lenders exchanged \$10,000 of outstanding debt and all warrants previously issued or required to be issued for 2,233,389 shares of common stock and 11,166,947 warrants (the "Conversion Warrants"). Each warrant was exercisable for one-tenth of one share of common stock of the Company at an exercise price of \$6.90 per share of common stock. The Conversion Warrants expired on March 4, 2009. Upon expiry of the unexercised warrants, the amount attributed to the Conversion Warrants was recorded as additional paid-in capital.

SMTC CORPORATION

NOTES TO CONSOLIDATED FINANCIAL STATEMENTS—(Continued)
(Expressed in thousands of US. dollars, except numbers of shares and per share amounts)

5. Capital stock (Continued)

Exchangeable Share Warrants:

On March 3, 2004, the Company completed a private placement, fully underwritten by a syndicate of Canadian investment dealers, of 33,350,000 Special Warrants (each “Special Warrant” and collectively, the “Special Warrants”) of SMTC Manufacturing Corporation of Canada (“SMTC Canada”), an indirect subsidiary of the Company. Each Special Warrant was issued at a price of CDN \$1.20 per Special Warrant, resulting in aggregate proceeds of CDN \$40,020. The proceeds, net of underwriters’ commissions and certain other expenses, were placed into escrow on March 3, 2004, pending receipt of shareholder approval.

Subject to the satisfaction of applicable legal requirements, each Special Warrant was exercisable for one unit, consisting of one-fifth of an exchangeable share of SMTC Canada, and one-half of a warrant to purchase one-fifth of an exchangeable share of SMTC Canada. Each whole warrant (a “Purchase Warrant”) was exercisable for one-fifth of an exchangeable share of SMTC Canada at an exercise price of CDN \$9.25 per share. The Special Warrants were exercised into units on June 2, 2004. The Purchase Warrants expired on March 3, 2009.

Upon the adoption of guidance under ASC 815 on determining whether an instrument (or embedded feature) is indexed to an entity’s own stock on January 5, 2009, the Purchase Warrants were retrospectively reclassified as liabilities, without restatement of prior periods, as disclosed in Note 2 of these financial statements. As the fair value of these instruments at that date was determined to be nil, the amount attributed to these warrants was recorded as a reduction of opening deficit on January 5, 2009.

Exchangeable shares:

During the year ended December 31, 2007 and the periods ended January 4, 2009 and January 3, 2010, exchangeable shares of 435,423, 42,085 and 38,400 with a carrying value of \$4,119, \$398 and \$363 respectively, were exchanged for common stock, with a par value of \$4, nil and nil, respectively, with the difference recorded as additional paid-in capital.

6. Stock based compensation

Stock options

1998 SMTC Plan:

In July 1999, the Company replaced a previous option plan adopted in 1998 with an equivalent stock option plan (the “1998 SMTC Plan”), for which two classes of options were authorized to purchase non-voting shares. In July 2000, pursuant to an initial public offering, the options outstanding under the previous option plan were converted to options to purchase common stock of the Company. The options generally vest over a four-year period and expire after 10 years from the original grant date of the 1998 SMTC Plan options.

2000 Equity Incentive Plan:

In July 2000, the Company approved a new stock option plan, the SMTC/SMTC Manufacturing Corporation of Canada 2000 Equity Incentive Plan (the “2000 Equity Incentive Plan”), pursuant to which a variety of stock-based incentive awards may be granted. The plan permits the issuance of up to 1,727,052 shares plus an additional number of shares determined by the Board of Directors but not to exceed 1% of the

SMTC CORPORATION

NOTES TO CONSOLIDATED FINANCIAL STATEMENTS—(Continued)
(Expressed in thousands of US. dollars, except numbers of shares and per share amounts)

6. Stock based compensation (Continued)

total number of shares outstanding per year. Options granted before the fourth quarter of 2007 generally vest over a four-year period and expire 10 years from their respective date of grant, while options granted thereafter vest over a three-year period and expire 5 years from their respective date of grant.

The Company generally issues new shares when options are exercised. A summary of stock option activity for the year ended December 31, 2007 and the periods ended January 4, 2009 and January 3, 2010 is as follows:

	Outstanding options	Weighted average exercise price	Aggregate intrinsic value	Weighted average remaining contractual term (years)
Outstanding balance at December 31, 2006	942,124	\$ 2.80		
Options granted under the 2000 Equity Incentive Plan	440,000	\$ 1.77		
Options forfeited	(8,570)	\$ 27.02		
Outstanding balance at December 31, 2007	1,373,554	\$ 2.32		
Options granted under the 2000 Equity Incentive Plan	370,000	\$ 0.70		
Options forfeited	(661)	\$ 5.36		
Outstanding balance at January 4, 2009	1,742,893	\$ 1.97		
Options granted under the 2000 Equity Incentive Plan	335,000	\$ 1.00		
Options forfeited	(140,453)	\$ 3.10		
Outstanding balance at January 3, 2010	1,937,440	\$ 1.72	\$ 60	4.6
Exercisable balance at January 3, 2010	1,249,110	\$ 2.09	\$ 20	4.8

The estimated fair value of options is determined using the Black-Scholes option pricing model and is amortized over the vesting period on a straight line basis. The Company has elected to use the simplified method for estimating the expected life which is equal to the midpoint between the vesting period and the contractual term. The simplified method is used as the Company does not have sufficient historical exercise data and the terms of share option grants have changed. The computation of expected volatility is based on the Company's historical volatility from its traded common stock over the expected term of the option grants. The interest rate for periods within the expected term of the award is based on the U.S. Treasury yield curve in effect at the time of grant. The following weighted average assumptions were used in calculating the estimated fair value of options used to compute stock-based compensation expenses:

	Year ended December 31, 2007	Period ended January 4, 2009	Period ended January 3, 2010
Black-Scholes weighted-average assumptions			
Expected dividend yield	0.0%	0.0%	0.0%
Expected volatility	95.4%	95.4%	89.5%
Risk-free interest rate	3.62%	2.51%	1.86%
Expected option life in years	3.1	4.0	4.0
Weighted-average stock option fair value per option granted	\$ 1.77	\$ 0.51	\$ 0.64

SMTC CORPORATION

NOTES TO CONSOLIDATED FINANCIAL STATEMENTS—(Continued)
(Expressed in thousands of US. dollars, except numbers of shares and per share amounts)

6. Stock based compensation (Continued)

During the year ended December 31, 2007 and the periods ended January 4, 2009 and January 3, 2010, the Company recorded stock-based compensation expense and a corresponding increase in contributed surplus of \$272, \$374 and \$531, respectively.

During the year ended December 31, 2007 and for the periods ended January 4, 2009 and January 3, 2010, 194,165, 333,333 and 410,005 options vested, respectively. As at January 3, 2010, compensation expense of \$435 related to non-vested stock options has not been recognized. This cost is expected to be recognized over a weighted average period of 2.1 years.

The following table presents information about stock options outstanding as of January 3, 2010:

<u>Plan</u>	<u>Outstanding options</u>	<u>Weighted average exercise price</u>	<u>Exercisable options</u>	<u>Weighted average exercise price</u>
1998 SMTC Plan	4,040	\$ 5.36	4,040	\$ 5.36
2000 Equity Incentive Plan	335,000	\$ 0.70	111,668	\$ 0.70
	335,000	\$ 1.00	0	\$ 1.00
	340,000	\$ 1.17	340,000	\$ 1.17
	200,000	\$ 1.55	200,000	\$ 1.55
	350,000	\$ 1.64	233,336	\$ 1.64
	250,000	\$ 2.50	250,000	\$ 2.50
	30,000	\$ 2.75	30,000	\$ 2.75
	40,000	\$ 3.11	26,666	\$ 3.11
	6,000	\$ 3.75	6,000	\$ 3.75
	30,000	\$ 4.00	30,000	\$ 4.00
	5,120	\$ 15.00	5,120	\$ 15.00
	5,120	\$ 25.00	5,120	\$ 25.00
	7,160	\$ 40.00	7,160	\$ 40.00
	<u>1,937,440</u>	<u>\$ 1.72</u>	<u>1,249,110</u>	<u>\$ 2.09</u>

Deferred Share Units

Deferred Share Units were granted to directors and certain officers of the Company as remuneration in lieu of cash. During the years ended December 31, 2007, and for the periods ended January 4, 2009 and January 3, 2010, 180,259, 36,809 and zero deferred share units were granted, respectively.

At December 31, 2007, January 4, 2009 and January 3, 2010, 345,545, 382,354 and 335,666 deferred share units were outstanding, respectively.

Deferred Share Unit compensation recovery for the year ended December 31, 2007 and for the period ended January 4, 2009 was \$298 and \$241, respectively. Deferred Share Unit compensation expense for the period ended January 3, 2010 was \$51.

There is no unrecognized compensation related to deferred share units since these awards vest immediately when granted.

SMTC CORPORATION

NOTES TO CONSOLIDATED FINANCIAL STATEMENTS—(Continued)
(Expressed in thousands of US. dollars, except numbers of shares and per share amounts)

7. Restructuring charges

During 2001 and 2002, the Company announced restructuring programs aimed at reducing its cost structure and plant capacity (the “2001 Plan” and the “2002 Plan”, respectively) and recorded restructuring and other charges consisting of: a write-down of goodwill and other intangible assets; the costs of exiting equipment and facility leases; severance costs; asset impairment charges; inventory exposures and other facility exit costs. During the third quarter of 2004, the Company announced further changes to its manufacturing operations as it continued to execute its transformation plan (the “2004 Plan”). This plan sought to provide greater focus on new customer and new product introduction and technical activities, to improve capacity utilization and to align its cost structure to expected revenue. During the third quarter of 2006 the Company began a restructuring program at the management level to better manage operating costs by reducing certain management roles (the “2006 Plan”). During the third quarter of 2007, the Company put into place further changes primarily to manufacturing operations in Mexico (the “2007 Plan”). In 2008, the Company implemented restructuring activities as a result of the movement of production to the Company’s China facility (the “2008 Plan”). In 2009, the Company reduced staff levels in response to expected lower revenues resulting from the global economic recession (the “2009 Plan”). The following table summarizes components of restructuring charges and recoveries for the periods noted:

	Year ended December 31, 2007	Period ended January 4, 2009	Period ended January 3, 2010
Severance	\$ 242	\$ 718	\$ 783
Proceeds from liquidation	—	(225)	—
Restructuring charges	<u>\$ 242</u>	<u>\$ 493</u>	<u>\$ 783</u>

Fiscal 2006 charges (recoveries):

During 2006, the Company began restructuring at the management level to better manage operating costs by eliminating certain senior management roles and recorded severance charges of \$470 relating to an employee in the United States and 2 employees in Canada. Also during 2006, the Company changed the estimate of future lease payments under the 2002 Plan as result of new circumstances and recorded an adjustment which reduced the accrual by \$1,820 and recognized a gain on sale of assets previously written down of \$1,228.

Fiscal 2007 charges:

During 2007, the Company recorded net restructuring charges of \$242 consisting of severance charges, primarily relating to manufacturing operations in Mexico.

Fiscal 2008 charges (recoveries):

During the first quarter of 2008 the Company recorded a restructuring recovery of \$225 consisting of a dividend from liquidation proceeds of the Company’s Donegal, Ireland facility, which related to restructuring activities under the 2002 Plan.

In the second quarter of 2008, the Company recorded a restructuring charge of \$668, consisting of a \$518 severance charge at our Chihuahua facility and a \$150 severance charge at the corporate level. The Company reduced approximately 250 full time and 100 temporary staff, mainly in Mexico, as a result of the planned movement of production to the Company’s China facility.

SMTC CORPORATION

NOTES TO CONSOLIDATED FINANCIAL STATEMENTS—(Continued)
(Expressed in thousands of US. dollars, except numbers of shares and per share amounts)

7. Restructuring charges (Continued)

In the fourth quarter of 2008, the Company recorded additional restructuring charges of \$50, consisting of a severance charge at the Mexico facility.

Fiscal 2009 charges (recoveries):

In the first quarter of 2009, the Company recorded restructuring charges of \$815, consisting of severance charges of \$445 in the Mexican segment, \$337 in the Canadian segment, and \$33 in the U.S. segment. The Company reduced staff levels by approximately 160 in response to expected lower revenues resulting from the global economic recession. In the second quarter of 2009, the Company recorded a restructuring recovery of \$32 consisting of a recovery of severances.

The following table details original charges, additional charges and adjustments, and the related amounts included in accrued liabilities relating to the 2002 Plan:

	Inventory writedowns included in Cost of sales	Leases and other contractual obligations	Severance	Asset impairment	Sale of assets (a)	Other facility exit costs	Total
2002 Plan							
2002 Charges	\$ 6,536	\$ 18,656	\$ 2,844	\$ 7,689	\$ —	\$ 1,568	\$ 37,293
Non-cash charges	(6,536)	—	—	(7,726)	—	—	(14,262)
2002 and 2003 cash payments	—	(8,113)	(4,703)	—	293	(630)	(13,153)
2003 Reversals	—	(4,123)	—	—	—	(701)	(4,824)
2003 Charges	—	326	2,418	37	(293)	96	2,584
Balance as at December 31, 2003	\$ —	\$ 6,746	\$ 559	\$ —	\$ —	\$ 333	\$ 7,638
Charges	—	—	400	—	—	—	400
Reversals	—	(256)	—	—	—	—	(256)
Payments	—	(4,100)	(103)	—	—	(300)	(4,503)
Balance as at December 31, 2004	\$ —	\$ 2,390	\$ 856	\$ —	\$ —	\$ 33	\$ 3,279
Charges	—	—	156	—	(12)	93	\$ 237
Reversals	—	(237)	(456)	—	—	—	(693)
Receipts (payments)	—	(299)	(556)	—	12	(96)	(939)
Balance as at December 31, 2005	\$ —	\$ 1,854	\$ —	\$ —	\$ —	\$ 30	\$ 1,884
Reversals	—	(1,820)	—	—	—	—	\$ (1,820)
Payments	—	(34)	—	—	—	(30)	(64)
Balance as at December 31, 2006 and 2007	\$ —	\$ —	\$ —	\$ —	\$ —	\$ —	\$ —
Reversals	—	—	—	—	(225)	—	(225)
Receipts	—	—	—	—	225	—	225
Balance as at January 4, 2009 and January 3, 2010	\$ —	\$ —	\$ —	\$ —	\$ —	\$ —	\$ —

(a) The receipt from sale of assets relates to cash received from the proceeds on sale of a previously written down asset.

SMTC CORPORATION

NOTES TO CONSOLIDATED FINANCIAL STATEMENTS—(Continued)
(Expressed in thousands of US. dollars, except numbers of shares and per share amounts)

7. Restructuring charges (Continued)

The following table details original charges and the related amounts included in accrued liabilities relating to the 2006 Plan:

	<u>Severance</u>
2006 Plan	
Charges	\$ 470
Payments	<u>(117)</u>
Balance as at December 31, 2006	\$ 353
Payments	<u>(283)</u>
Balance as at December 31, 2007	\$ 70
Payments	<u>(70)</u>
Balance as at January 4, 2009 and January 3, 2010	<u>\$ —</u>

The following table details original charges and the related amounts included in accrued liabilities relating to the 2007 Plan:

	<u>Severance</u>
2007 Plan	
Charges	\$ 242
Payments	<u>(242)</u>
Balance as at December 31, 2007, January 4, 2009 and January 3, 2010	<u>\$ —</u>

The following table details original charges, payments and adjustments and the related amounts included in accrued liabilities relating to the 2008 Plan:

	<u>Severance</u>
2008 Plan	
Charges	\$ 718
Payments	<u>(718)</u>
Balance as at January 4, 2009 and January 3, 2010	<u>\$ —</u>

The following table details original charges, payments and adjustments and the related amounts included in accrued liabilities relating to the 2009 Plan:

	<u>Severance</u>
2009 Plan	
Charges	\$ 815
Recoveries	<u>(32)</u>
Payments	<u>(783)</u>
Balance as at January 3, 2010	<u>\$ —</u>

SMTC CORPORATION

NOTES TO CONSOLIDATED FINANCIAL STATEMENTS—(Continued)
(Expressed in thousands of US. dollars, except numbers of shares and per share amounts)

8. Loss on extinguishment of debt

Upon the early repayment of the Company's pre-existing senior term and subordinated term debts during the third quarter of 2007, the Company recorded a non-cash charge to expense the remaining unamortized deferred financing costs related to these extinguished debt instruments, net of a recovery from the remaining unamortized balance of cancelled warrants, of \$269. The Company also incurred \$102 in early repayment fees and costs.

Upon the refinancing of the Company's existing term debt with Garrison during the third quarter of 2008, the Company recorded a non-cash charge to expense the remaining unamortized deferred financing costs related to the extinguished term debt of \$613.

9. Derivative Financial Instruments

During the period ended January 4, 2009 the Company entered into forward foreign exchange contracts to reduce its exposure to foreign exchange currency rate changes related to forecasted Canadian dollar denominated payroll, rent and utility cash flows in the first quarter of fiscal 2009. These contracts were effective as hedges from an economic perspective, but were not designated as hedges for accounting purposes under ASC 815. Accordingly, changes in the fair value of these contracts were recognized in the consolidated statement of operations and comprehensive income. The Company does not enter into forward foreign exchange contracts for trading or speculative purposes.

As of January 4, 2009, forward foreign exchange contracts with an aggregate exercise value of \$3,598 were outstanding, and were settled between January 9, 2009 and April 3, 2009 at a forward rate of USD \$1.00 = CAD \$1.268. The unrealized gain recognized in earnings as a result of revaluing the instruments to fair value on January 4, 2009 was \$185 which was included in other recoveries in the statement of operations and comprehensive income and accounts receivable on the balance sheet. Fair value was determined using the market approach with reference to quoted prices in active markets for identical assets. The realized gain recognized on these contracts was \$63.

There were no derivative instruments outstanding at January 3, 2010.

10. Income taxes

The Company recorded the following income tax expense (recovery) from continuing operations for the periods noted:

	Year ended December 31, 2007	Period ended January 4, 2009	Period ended January 3, 2010
Current:			
Federal	\$ (1,466)	\$ 31	\$ (633)
Foreign	75	82	135
	<u>(1,391)</u>	<u>113</u>	<u>(498)</u>
Deferred:			
Federal	—	—	—
Foreign	74	4	189
	<u>74</u>	<u>4</u>	<u>189</u>
Income tax expense (recovery)	<u>\$ (1,317)</u>	<u>\$ 117</u>	<u>\$ (309)</u>

SMTC CORPORATION

NOTES TO CONSOLIDATED FINANCIAL STATEMENTS—(Continued)
(Expressed in thousands of US. dollars, except numbers of shares and per share amounts)

10. Income taxes (Continued)

The overall income tax expense (recovery) as recorded in the consolidated statements of operations varied from the tax expense (recovery) calculated using U.S. federal and state income tax rates as follows for the periods noted:

	Year ended December 31, 2007	Period ended January 4, 2009	Period ended January 3, 2010
Federal income tax	\$ 536	\$ 607	\$ 717
State income tax expense, net of federal tax benefit	57	65	41
Change in enacted income tax rates	1,087	(411)	1,911
Income of international subsidiaries taxed at different rates	(649)	(1,089)	(901)
Change in valuation allowance	(501)	(472)	(1,795)
Additional (release of) income tax exposures, net of alternative minimum taxes	(1,424)	65	(69)
Permanent and other differences	(423)	1,352	(213)
Income tax expense (recovery)	<u>\$ (1,317)</u>	<u>\$ 117</u>	<u>\$ (309)</u>

Earnings (loss) before income taxes and discontinued operations consisted of the following for the periods noted:

	Year ended December 31, 2007	Period ended January 4, 2009	Period ended January 3, 2010
U.S.	\$ 48	\$ (1,467)	\$ 1,065
Non U.S.	1,483	3,200	983
	<u>\$ 1,531</u>	<u>\$ 1,733</u>	<u>\$ 2,048</u>

Deferred income taxes reflect the net tax effects of temporary differences between the carrying amounts of assets and liabilities for financial reporting purposes and the amounts used for income tax purposes. The Company's deferred income tax liabilities and assets are comprised of the following at:

	January 4, 2009	January 3, 2010
Deferred income tax assets:		
Net operating loss carryforwards	\$ 32,987	\$ 41,094
Capital loss carryforwards	2,199	2,203
AMT credit carryforwards	1,414	717
Property, plant and equipment and other assets	13,073	5,266
Reserves, allowances and accruals	718	1,442
	<u>50,391</u>	<u>50,722</u>
Valuation allowance	(49,912)	(50,432)
Net deferred income tax assets	<u>\$ 479</u>	<u>\$ 290</u>

At January 3, 2010, the Company had total net operating loss ("NOL") carry forwards of \$113,058, of which \$10,278 will expire in 2010, \$1,260 will expire in 2012, \$4,154 will expire in 2014, \$1,819 will

SMTC CORPORATION

NOTES TO CONSOLIDATED FINANCIAL STATEMENTS—(Continued)
(Expressed in thousands of US. dollars, except numbers of shares and per share amounts)

10. Income taxes (Continued)

expire in 2015, \$1,078 will expire in 2018, \$60 will expire in 2019, \$30 will expire in 2020, \$19,160 will expire in 2021, \$16,207 will expire in 2022, \$27,270 will expire in 2023, and the remainder will expire between 2025 and 2029.

At January 3, 2010 and January 4, 2009, the Company had gross unrecognized tax benefits of \$312 and \$270, respectively, which if recognized, would favorably impact the Company's effective tax rate in future periods. The change during the period relates to foreign exchange revaluation of existing uncertain tax positions. The Company does not expect any of these unrecognized tax benefits to reverse in the next twelve months.

Tax years 2002 to 2009 remain open for review by the tax authorities in Canada. Tax years 2004 to 2009 remain open in the United States. In addition, 2001 contains an NOL that could potentially be carried forward and therefore remains open to the extent of the NOL.

The Company accounts for interest and penalties related to unrecognized tax benefits in income tax expense based on the likelihood of the event and its ability to reasonably estimate such amounts. The Company has approximately \$203 and \$140 accrued for interest and penalties as of January 3, 2010 and January 4, 2009, respectively. The increase is primarily due to foreign exchange revaluation and the recording of incremental interest on existing uncertain positions.

The following is a tabular reconciliation of the Company's beginning and ending amount of unrecognized tax benefits:

Balance as at January 5, 2009	\$270
Increase related to current year tax positions	—
Foreign exchange	<u>42</u>
Balance as at January 3, 2010	<u>\$312</u>

Deferred income taxes have not been provided on \$15,246 of undistributed earnings of foreign subsidiaries. These earnings have been indefinitely reinvested and the Company currently does not plan to initiate any action that would precipitate payment of income taxes thereon. The amount of unrealized deferred tax liabilities related to these earnings is \$6,098.

Whether or not the recapitalization transactions described in note 4 "Long-term debt and Capital leases" result in an ownership change for purposes of Section 382 of the Internal Revenue Code ("Section 382"), which imposes a limitation on a corporation's use of NOL carry forwards following an "ownership change," depends upon whether the exchangeable shares of SMTC Canada are treated as shares of the Company under U.S. tax principles. The Company has concluded that the recapitalization transactions did not result in an ownership change and as such the use of the NOL carry forwards has not been limited.

No incremental tax benefit has been recorded in respect of the loss from discontinued operations.

In assessing the realization of deferred tax assets, management considers whether it is more likely than not that some portion or all of its deferred tax assets will not be realized. The ultimate realization of deferred tax assets is dependent upon the generation of future taxable income. Management considers the scheduled reversal of deferred tax liabilities, change of control limitations, projected future taxable income and tax planning strategies in making this assessment. ASC 740 states that forming a conclusion that a valuation allowance is not needed is difficult when there is negative evidence, such as cumulative losses in recent years in the jurisdictions to which the deferred tax assets relate. As a result of a review undertaken in the

SMTC CORPORATION

NOTES TO CONSOLIDATED FINANCIAL STATEMENTS—(Continued)
(Expressed in thousands of US. dollars, except numbers of shares and per share amounts)

10. Income taxes (Continued)

second quarter of 2003, the Company concluded that given the weakness and uncertainty in the economic environment at that time, it was appropriate to establish a full valuation allowance for the deferred tax assets arising from its operations in the jurisdictions to which the deferred tax assets relate. Commencing in 2004, it was determined by management that it was more likely than not that the deferred tax assets associated with the Mexican jurisdiction would be realized and no valuation allowance has been recorded against these deferred tax assets since 2004. The U.S. and Canadian jurisdictions continued to have a full valuation allowance established for the deferred tax asset. In addition, the Company expects to continue to provide a full valuation allowance for the assets relating to the U.S and Canadian jurisdictions until it can demonstrate a sustained level of profitability that establishes its ability to utilize the assets in the jurisdictions to which the assets relate.

11. Discontinued operations

In June 2009, the Company ceased manufacturing operations at its Boston, Massachusetts facility, which was formerly included in the United States reporting segment. The decision was based primarily on the historical losses sustained in these operations. The Company entered into an agreement with the landlord to terminate the existing lease and conducted a sale of plant equipment. As at July 5, 2009, the Boston facility was classified as a discontinued operation and its results of operations are separately reported for all periods presented. Summarized financial information for discontinued operations is presented below:

	Year ended December 31, 2007	Period ended January 4, 2009	Period ended January 3, 2010
Discontinued Operations Before Disposal:			
Revenue	\$ 55,431	\$ 35,755	\$ 6,957
Loss from discontinued operations before disposal, net of taxes	\$ (176)	\$ (7,511)	\$ (3,573)
Disposal:			
Loss on disposal, net of taxes	—	—	(2,379)
Loss from discontinued operations, net of taxes	\$ (176)	\$ (7,511)	\$ (5,952)

The loss on disposal recorded in the period ended January 3, 2010 consist largely of the settlement under the lease termination agreement, severance costs and other contracted facility exit costs, somewhat offset by a gain on disposal of plant equipment.

The following is a summary of the loss on disposal recorded in the period ended January 3, 2010:

Severance	\$ 742
Lease obligations	1,518
Other facility exit costs	343
Gain on disposal of plant and equipment	(224)
Total	\$2,379

SMTC CORPORATION

NOTES TO CONSOLIDATED FINANCIAL STATEMENTS—(Continued)
(Expressed in thousands of US. dollars, except numbers of shares and per share amounts)

11. Discontinued operations (Continued)

The following table details the change in the discontinued operations accrual for the period ended January 3, 2010:

	<u>Severance</u>	<u>Lease Obligations</u>	<u>Other Facility Exit Costs</u>	<u>Total</u>
Accruals related to discontinued operations	\$ 742	\$ 2,296	\$ 343	\$ 3,381
Cash payments	(517)	(1,709)	(271)	(2,497)
Accrual balance as at January 3, 2010	<u>\$ 225</u>	<u>\$ 587</u>	<u>\$ 72</u>	<u>\$ 884</u>

Remaining accrued amounts relating to the discontinued operations are expected to be paid out by the second quarter of 2010 through drawdowns on the revolving credit facilities.

12. Earnings (loss) per common share

The following table details the weighted average number of common shares outstanding for the purposes of computing basic and diluted earnings (loss) per common share for:

<u>(Number of common shares)</u>	<u>Year ended December 31, 2007</u>	<u>Period ended January 4, 2009</u>	<u>Period ended January 3, 2010</u>
Basic weighted average shares outstanding	14,646,333	14,646,333	14,646,333
Dilutive stock options (a)	313,645	152,398	—
Diluted weighted average shares outstanding	<u>14,959,978</u>	<u>14,798,731</u>	<u>14,646,333</u>

- (a) Dilutive stock options were determined by using the treasury stock method. For the year ended December 31, 2007 and the periods ended January 4, 2009 and January 3, 2010, the average share prices used were \$3.09, \$1.54 and \$0.70 per share, respectively.

During the year ended December 31, 2007 and the period ended January 4, 2009, the calculations of diluted weighted average shares outstanding did not include 1,009,202 and 1,232,893 options respectively, nor did they include 16,675,000 warrants, each warrant exercisable for one-fifth of an exchangeable share of SMTC Canada and 11,166,947 warrants, each warrant exercisable for one-tenth of one share of common stock of the Company, as the effect would have been anti-dilutive.

During the period ended January 3, 2010, the calculation of diluted weighted average shares outstanding did not include 1,937,440 options as the effect would have been anti-dilutive.

13. Segmented information

General description

The Company derives its revenue from one dominant industry segment, the electronics manufacturing services industry. The Company is operated and managed geographically and has facilities in the United States, Canada, Mexico and Asia. Operations in Asia became a material segment during the fiscal period ended January 4, 2009 with the establishment of the new facility in China. As at July 5, 2009, the Boston facility was classified as a discontinued operation and its results of operations have been excluded from the U.S. segment for all periods reported. The Company monitors the performance of its geographic operating

SMTC CORPORATION

NOTES TO CONSOLIDATED FINANCIAL STATEMENTS—(Continued)
(Expressed in thousands of US. dollars, except numbers of shares and per share amounts)

13. Segmented information (Continued)

segments based on EBITA (earnings before interest, taxes and amortization) before restructuring charges, loss on extinguishment of debt and other recoveries. Intersegment adjustments reflect intersegment sales that are generally recorded at prices that approximate arm's-length transactions. In assessing the performance of the operating segments management attributes revenue to the operating segment which ships the product to the customer. Information about the operating segments is as follows:

	Year ended December 31, 2007	Period ended January 4, 2009	Period ended January 3, 2010
Revenues			
Mexico	\$ 113,813	\$ 90,576	\$ 71,697
Canada	64,245	72,647	49,854
US	31,612	17,542	13,881
Asia	—	37,857	47,401
Total	<u>\$ 209,670</u>	<u>\$ 218,622</u>	<u>\$ 182,833</u>
Intersegment revenue			
Mexico	\$ (4,902)	\$ (7,498)	\$ (2,398)
Canada	(3,615)	(4,219)	(910)
US	(176)	(26)	(16)
Total	<u>\$ (8,693)</u>	<u>\$ (11,743)</u>	<u>\$ (3,324)</u>
Net external revenue			
Mexico	\$ 108,911	\$ 83,078	\$ 69,299
Canada	60,630	68,428	48,944
US	31,436	17,516	13,865
Asia	—	37,857	47,401
Total	<u>\$ 200,977</u>	<u>\$ 206,879</u>	<u>\$ 179,509</u>
EBITA			
Mexico	\$ 2,629	\$ 2,707	\$ 6,119
Canada	(52)	538	(2,096)
US	5,114	1,307	(482)
Asia	—	1,016	1,250
Total	<u>\$ 7,691</u>	<u>\$ 5,568</u>	<u>\$ 4,791</u>

SMTC CORPORATION

NOTES TO CONSOLIDATED FINANCIAL STATEMENTS—(Continued)
(Expressed in thousands of US. dollars, except numbers of shares and per share amounts)

13. Segmented information (Continued)

A reconciliation of EBITA to earnings (loss) from continuous operations before income taxes is as follows:

EBITA	\$7,691	\$5,568	\$4,791
Interest	5,564	2,914	1,960
Restructuring charges	225	493	783
Loss on extinguishment of debt	371	613	—
Other recoveries	—	(185)	—
Earnings from continuing operations before income taxes	<u>\$1,531</u>	<u>\$1,733</u>	<u>\$2,048</u>

Capital expenditures:

The following table contains capital expenditures for:

	Year ended December 31, 2007	Period ended January 4, 2009	Period ended January 3, 2010
Mexico	\$ 1,139	\$ 905	\$ 653
Canada	1,077	623	334
US	259	1,249	26
Asia	—	68	29
Total	<u>\$ 2,475</u>	<u>\$ 2,845</u>	<u>\$ 1,042</u>

Assets:

	January 4, 2009	January 3, 2010
Long-lived assets (a)		
Mexico	\$ 12,460	\$ 11,267
Canada	2,491	2,049
US	1,747	909
Asia	45	41
Total	<u>\$ 16,743</u>	<u>\$ 14,266</u>
Total assets		
Mexico	\$ 41,227	\$ 59,813
Canada	29,433	22,067
US	9,433	2,038
Asia	7,212	9,690
Total	<u>\$ 87,305</u>	<u>\$ 93,608</u>

(a) Long-lived assets information is based on the principal location of the asset.

SMTC CORPORATION

NOTES TO CONSOLIDATED FINANCIAL STATEMENTS—(Continued)
(Expressed in thousands of US. dollars, except numbers of shares and per share amounts)

13. Segmented information (Continued)

Geographic revenues:

The following table contains geographic revenues based on the product shipment destination:

	Year ended December 31, 2007	Period ended January 4, 2009	Period ended January 3, 2010
US	\$ 102,074	\$ 68,321	\$ 71,725
Canada	58,875	89,298	74,590
Europe	5,830	13,111	627
Asia	2,657	28,507	32,548
Mexico	31,541	7,642	19
Total	<u>\$ 200,977</u>	<u>\$ 206,879</u>	<u>\$ 179,509</u>

Significant customers and concentration of credit risk

Sales of the Company's products are concentrated among specific customers in the same industry. The Company generally does not require collateral. The Company is subject to concentrations of credit risk in trade receivables. The Company considers concentrations of credit risk in establishing the allowance for doubtful accounts and believes the recorded allowances are adequate.

The Company expects to continue to depend upon a relatively small number of customers for a significant percentage of its revenue. In addition to having a limited number of customers, the Company manufactures a limited number of products for each customer. If the Company loses any of its largest customers or any product line manufactured for one of its largest customers, it could experience a significant reduction in revenue. Also, the insolvency of one or more of its largest customers or the inability of one or more of its largest customers to pay for its orders could decrease future revenue. As many costs and operating expenses are relatively fixed, a reduction in net revenue can decrease profit margins and adversely affect business, financial condition and results of operations.

During the year ended December 31, 2007, three customers individually comprised 24%, 19% and 18% of revenue from continuing operations across all geographic segments. At December 31, 2007 these customers represented 29%, 9% and 12% of the Company's trade accounts receivable.

During the period ended January 4, 2009, three customers individually comprised 23%, 21% and 20% of revenue from continuing operations across all geographic segments. At January 4, 2009, these customers represented 17%, 4% and 4% of the Company's trade accounts receivable.

During the period ended January 3, 2010, five customers individually comprised 22%, 16%, 16%, 14% and 10% of revenue from continuing operations across all geographic segments. At January 3, 2010, these customers represented 35%, 24%, 3%, 9% and 5% of the Company's trade accounts receivable.

SMTC CORPORATION

NOTES TO CONSOLIDATED FINANCIAL STATEMENTS—(Continued)
(Expressed in thousands of US. dollars, except numbers of shares and per share amounts)

14. Commitments and contingencies

Operating leases

The Company leases manufacturing equipment and office space under various non-cancellable operating leases. Minimum future payments under non-cancellable operating lease agreements are as follows:

2010	\$ 983
2011	930
2012 and thereafter	<u>562</u>
Total	<u>\$2,475</u>

Operating lease expense for the year ended December 31, 2007 and the periods ended January 4, 2009 and January 3, 2010 was \$915, \$1,070 and 1,124, respectively.

Certain of the Company's facility leases include renewal options and normal escalation clauses. Renewal options are included in the lease term if reasonably assured. Escalation clauses are accounted for on a straight-line basis over the lease term.

Purchase Obligations

Purchase obligations not recorded on the balance sheet as at January 3, 2010 consist of insurance installments of \$168 to be paid during calendar year 2010. As at January 4, 2009, purchase obligations not recorded on the balance sheet consist of insurance installments of \$148 that were paid during calendar year 2009.

Contingencies

In the normal course of business, the Company may be subject to litigation and claims from customers, suppliers and former employees. Management believes that adequate provisions have been recorded in the accounts, where required. Although it is not possible to estimate the extent of potential costs, if any, management believes that the ultimate resolution of such contingencies would not have a material adverse effect on the financial position, results of operations and cash flows of the Company.

Wachovia Capital Finance Corporation (Canada)
141 Adelaide Street West, Suite 1500
Toronto, Ontario M5H 3L5



August 4, 2009

WACHOVIA

VIA EMAIL

SMTC Manufacturing Corporation of Canada/
Societe de Fabrication SMTC du Canada
635 Hood Road
Markham, Ontario L3R 4N6

Dear Ms. Jane Todd:

Re: Wachovia Capital Finance Corporation (Canada) and SMTC Manufacturing Corporation of Canada/Societe de Fabrication SMTC du Canada

Reference is made to the second amended and restated Canadian loan agreement dated as of August 7, 2008 as amended by letter dated November 19, 2008 and April 2, 2009 (as amended, modified, supplemented, extended, renewed, restated or replaced from time to time, the “**Canadian Loan Agreement**”) between Wachovia Capital Finance Corporation (Canada), as the Revolving Lender and the Agent, and SMTC Manufacturing Corporation of Canada/Societe de Fabrication SMTC du Canada, as the Canadian Borrower.

1. Definitions. In this letter, unless otherwise defined or the context otherwise requires, all capitalized terms shall have the respective meanings specified in the Canadian Loan Agreement.
2. Amendment to Canadian Loan Agreement
 - (a) This letter is an amendment to the Canadian Loan Agreement. Unless the context of this letter otherwise requires, the Canadian Loan Agreement and this letter shall be read together and shall have effect as if the provisions of the Canadian Loan Agreement and this letter were contained in one agreement. The term “Agreement” when used in the Canadian Loan Agreement means the Canadian Loan Agreement as amended by this letter, together with all amendments, modifications, supplements, extensions, renewals, restatements and replacements thereof from time to time.
 - (b) The Canadian Loan Agreement is amended as follows:
 - (i) Schedule 8.19 hereto shall be a schedule to the Canadian Loan Agreement.

(ii) Section 8.19 “EBITDA” of the Canadian Loan Agreement is deleted and replaced with:

“8.19 EBITDA

The Canadian Borrower shall ensure that EBITDA for SMTC Corporation and its Subsidiaries, calculated at the end of each month on a consolidated trailing twelve (12) month basis, shall not be less than the amounts set forth in the table below:

<u>End of Month</u>	<u>TTM EBITDA</u>
January 2009	US\$5,900,000
February 2009	US\$6,200,000
March 2009	US\$3,400,000
April 2009	US\$3,400,000
May 2009	US\$4,200,000
June 2009	US\$3,700,000
July 2009	US\$4,200,000
August 2009	US\$4,000,000
September 2009	US\$3,700,000
October 2009	US\$3,800,000
November 2009	US\$4,300,000
December 2009	US\$3,800,000
January 2010	US\$4,200,000
February 2010	US\$4,700,000
March 2010	US\$5,500,000
April 2010	US\$4,200,000
May 2010	US\$4,700,000
June 2010	US\$5,500,000

It is the intention of the Agent and the Canadian Borrower to reset in writing the EBITDA covenant in Section 8.19 by July 10, 2010 and if the Agent and the Canadian Borrower cannot agree on such reset by July 10, 2010 then the Canadian Borrower shall comply with the Fixed Charge Coverage Ratio in Section 8.23.

The Agent and the Canadian Borrower acknowledge and agree that Schedule 8.19 sets out how the Agent calculated the EBITDA covenant in Section 8.19 and that total 2008 EBITDA of US\$5,897,000 in column A in Schedule 8.19 represents EBITDA for 2008 retrieved from SMTC Corporation’s 2008 financial statements.”.

- (iii) Section 8.23 “Fixed Charge Coverage Ratio” of the Canadian Loan Agreement is deleted and replaced with:

“8.23 Fixed Charge Coverage Ratio

In the event that the Agent and the Canadian Borrower cannot agree to reset in writing the EBITDA covenant in Section 8.19 by July 10, 2010 then the Canadian Borrower shall ensure that SMTC Corporation and its Subsidiaries maintain a Fixed Charge Coverage Ratio of not less than 1.25:1 calculated at the end of each fiscal month starting with July 2010 on a consolidated trailing twelve (12) month basis and in accordance with GAAP.”.

- (iv) Section 8.25 “Maximum Unfunded Capital Expenditures” of the Canadian Loan Agreement is deleted and replaced with:

“8.25 Maximum Unfunded Capital Expenditures

The Canadian Borrower shall ensure that SMTC Corporation and its Subsidiaries do not, directly or indirectly, make or commit to make, whether through purchase, capital leases or otherwise, unfunded Capital Expenditures in an aggregate amount in excess of US\$1,000,000 for fiscal year 2009 of SMTC Corporation.

It is the intention of the Agent and the Canadian Borrower to reset in writing the Maximum Unfunded Capital Expenditures covenant in Section 8.25 by July 10, 2010 and if the Agent and the Canadian Borrower cannot agree on such reset by July 10, 2010 then the maximum unfunded capital expenditure amount above shall be US\$500,000 for fiscal year 2010 and each fiscal year of SMTC Corporation on a go forward basis.”.

- (c) The effective date of the amendment to the Canadian Loan Agreement provided in this letter is August 4, 2009.

3. No Novations. Nothing in this letter, or in the Canadian Loan Agreement when read together with this letter, shall constitute a novation, payment, re-advance or reduction or termination in respect of any Obligations.
4. Financing Agreement. This letter is a Financing Agreement.
5. Intentionally Deleted.
6. Expenses. The Canadian Borrower shall pay all fees, expenses and disbursements including, without limitation, legal fees, incurred by or payable to the Agent and Revolving Lender in connection with the preparation, negotiation, completion, execution, delivery and review of this letter and all other documents and instruments arising therefrom and/or executed in connection therewith.
7. Conditions Precedent to Effectiveness. This letter shall not be effective until each of the following conditions has been met to the satisfaction of each of the Agent and the Revolving Lender or has been waived in writing (in whole or in part) by all of them in their sole respective discretion:
 - (a) the Agent and the Revolving Lender have received this letter duly authorized, executed and delivered by each of the Canadian Borrower and the Obligor;

-
- (b) no Default or Event of Default has occurred and is continuing; and
 - (c) no material adverse change shall have occurred with respect to any of the Canadian Borrower or the Obligors since the date of the Agent's latest field examination and no change or event shall have occurred which would have a material adverse effect on any of the Canadian Borrower or the Obligors.
8. Continuance of Canadian Loan Agreement and Security.
- (a) The Canadian Loan Agreement, as amended by this letter, shall be and continue in full force and effect and is hereby confirmed and the rights and obligations of all parties thereunder shall not be affected or prejudiced in any manner except as specifically provided for herein.
 - (b) Each of the Canadian Borrower and the Obligors hereby acknowledges, confirms and agrees that:
 - (i) all security delivered by the Canadian Borrower and the Obligors secures the payment of all of the Obligations including, without limitation, the obligations arising under the Canadian Loan Agreement, as amended by the terms of this letter; and
 - (ii) the Agent and the Canadian Lenders shall continue to have valid, enforceable and perfected first priority liens upon the collateral described in the Financing Agreements, subject only to liens expressly permitted pursuant to the Canadian Loan Agreement.
 - (c) To induce the Agent and the Revolving Lender to enter into this letter, each of the Canadian Borrower and the Obligors hereby represent and warrant to each of the Agent and the Revolving Lender as follows, which representations and warranties shall survive the execution and delivery of this letter:
 - (i) the Canadian Borrower and the Obligors are in compliance with all covenants in the Financing Agreements;
 - (ii) all the representations and warranties set out in the Financing Agreements are true and accurate;
 - (iii) no Default or Event of Default has occurred or is continuing;
 - (iv) no material adverse change has occurred with respect to any of the Canadian Borrower or the Obligors since the date of the Agent's latest field examination and no change or event has occurred which would have a material adverse effect on any of the Canadian Borrower or the Obligors;

-
- (v) the execution delivery, delivery and performance of this letter and the transactions contemplated hereunder are all within its powers, have been duly authorized by it and are not in contravention of law or the terms of its organizational documents or any indenture, agreement or undertaking to which it is a party or by which it or its property is bound;
 - (vi) it has duly executed and delivered this letter; and
 - (vii) this letter constitutes its legal, valid and binding obligation, enforceable against it in accordance with its terms.
9. Counterparts. This letter may be executed in any number of separate original, facsimile or pdf counterparts, each of which shall be deemed an original and all of said counterparts taken together shall be deemed to constitute one and the same instrument.
 10. Governing Law. The validity, interpretation and enforcement of this letter and any dispute arising out of the relationship between the parties hereto, whether in contract, tort, equity or otherwise, shall be governed by the laws of the Province of Ontario and the federal laws of Canada applicable therein.
 11. Further Assurances. At the request of any of the Agent or the Revolving Lender at any time and from time to time, each of the Canadian Borrower and the Obligors shall, at their expense, duly execute and deliver, or cause to be duly executed and delivered, such further agreements, documents and instruments, and do or cause to be done such further acts as may be requested by any of the Agent or the Revolving Lender to effectuate the provisions or purposes of this letter.
 12. Amendments and Waivers. Neither this letter nor any provision hereof shall be amended, modified, waived or discharged orally or by course of conduct, but only by a written agreement signed by the parties hereto.
 13. Headings. The division of this letter into sections and the insertion of headings are for convenience of reference only and shall not affect the construction or interpretation of this letter.
 14. Successors and Assigns. This letter shall be binding upon and inure to the benefit of and be enforceable by the Agent, the Revolving Lender, the Canadian Borrower and the Obligors and their respective successors and assigns. The Canadian Borrower and the Obligors may not assign their respective rights under this letter without the prior written consent of the Agent and the Revolving Lender.
 15. Partial Invalidity. If any provision of this letter is held to be invalid or unenforceable, such invalidity or unenforceability shall not invalidate this letter as a whole, but this letter shall be construed as though it did not contain the particular provision held to be invalid or unenforceable and the rights and obligations of the parties shall be construed and enforced only to such extent as shall be permitted by applicable law.

16. Acceptance. If the foregoing correctly sets out our agreement, please indicate your acceptance of this letter by signing below and returning an executed copy to us by no later than 5:00 p.m. on August 4, 2009 (the "**Effective Date**"). If not so signed and returned to us by all parties hereto on the Effective Date, this letter shall be null and void.

Yours truly,

REVOLVING LENDER AND AGENT:

**WACHOVIA CAPITAL FINANCE
CORPORATION (CANADA)**



By: _____

Name: Carmela Massari
Title: First Vice President
Wachovia Capital Finance Corporation
(Canada)


By: _____

Name:
Title:

Agreed this 4th day of August 2009.

CANADIAN BORROWER:

**SMTC MANUFACTURING
CORPORATION OF CANADA/SOCIETE
DE FABRICATION SMTC DU CANADA**



By: _____

Name: Jane Todd
Title: SVP Finance and CFO



By: _____

Name: John Caldwell
Title: CEO

OBLIGORS:

Each of the undersigned Obligor hereby:

- (a) acknowledges, confirms and agrees that such Obligor's Financing Agreements (as each of the same may have been amended, modified, supplemented, extended, renewed, restated or replaced) remain in full force and effect as at the date hereof in respect of the Obligations under the Canadian Loan Agreement;
- (b) acknowledges and confirms that such Obligor has received a copy of the Canadian Loan Agreement and this letter and understands and agrees to the terms thereof;
- (c) acknowledges and confirms that the representations and warranties set forth in the Financing Agreements to which it is a party continue to be true and correct as of the date hereof; and
- (d) acknowledges and confirms that it is in compliance with the covenants set forth in the Financing Agreements to which it is a party as of the date hereof.

Dated as of the 4th day of August, 2009.

SMTC CORPORATION

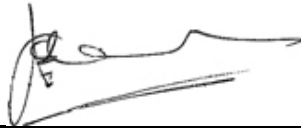


By: _____
Name: Jane Todd
Title: CFO

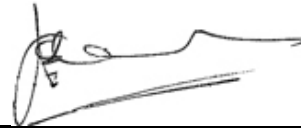
SMTC HOLDINGS, LLC



By: _____
Name: Jane Todd
Title: CFO



By: _____
Name: John Caldwell
Title: CEO



By: _____
Name: John Caldwell
Title: CEO

HTM HOLDINGS, INC.

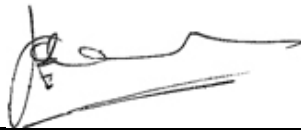


By: _____
Name: Jane Todd
Title: CFO

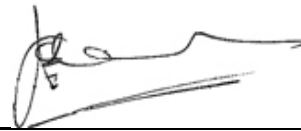
RADIO COMPONENTES DE MEXICO, S.A. DE C.V.



By: _____
Name: Jane Todd
Title: CFO




By: _____
Name: John Caldwell
Title: CEO

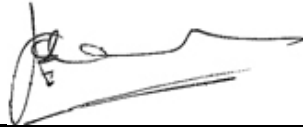


By: _____
Name: John Caldwell
Title: CEO

SMTC DE CHIHUAHUA, S.A. DE C.V.




By: _____
Name: Jane Todd
Title: CFO




By: _____
Name: John Caldwell
Title: CEO

SMTC MANUFACTURING CORPORATION OF CALIFORNIA




By: _____
Name: Jane Todd
Title: CFO



By: _____
Name: John Caldwell
Title: CEO


SMTC MANUFACTURING CORPORATION OF MASSACHUSETTS



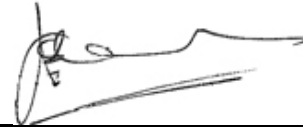
By: _____
Name: Jane Todd
Title: CFO

By: _____
Name: John Caldwell
Title: CEO

SMTC NOVA SCOTIA COMPANY




By: _____
Name: Jane Todd
Title: CFO

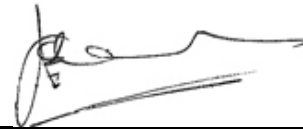


By: _____
Name: John Caldwell
Title: CEO

SMTC MEX HOLDINGS, INC.



By: _____
Name: Jane Todd
Title: CFO



By: _____
Name: John Caldwell
Title: CEO

SCHEDULE 8.19
EBITDA CALCULATIONS

[NTD: See attached.]

SMTC EBITDA	(US\$)	A	B	C	D	E	F
		Actual 2008	Plan 2009	85% plan	Rolling 12-mth 2009	Rolling 12-mth adj non qtr mths	Covenant
Jan		\$(1,016)	\$ (461)	\$ (530)	\$ 6,383	\$ 5,883	\$ 5,900
Feb		30	107	91	6,444	6,194	6,200
Mar		3,316	347	295	3,423	3,423	3,400
Apr		(475)	233	198	4,096	3,366	3,400
May		107	466	396	4,385	4,135	4,200
Jun		1,300	698	593	3,678	3,678	3,700
Jul		(950)	360	306	4,934	4,204	4,200
Aug		1,187	600	510	4,257	4,007	4,000
Sep		1,212	693	589	3,634	3,634	3,700
Oct		(589)	390	332	4,555	3,816	3,800
Nov		371	394	335	4,519	4,269	4,300
Dec		1,404	759	645	3,760	3,760	3,800
Total		\$ 5,897	\$4,586	\$3,760	\$ 3,760	\$ 3,760	\$ 3,800
Per 2008 10 K		\$ 5,897					
Jan 2010			\$ 390	\$ 332	\$ 4,680	\$ 4,180	\$ 4,200
Feb 2010			394	335	4,983	4,733	4,700
Mar 2010			759	645	5,447	5,447	5,500

Note:

If financial covenant is not reset by April 10, 2010, April test will be FCCR 1.25:1

Column A represents actual EBITDA for 2008 retrieved from client's projection model and total matched to 2008 10-K

Column B represents EBITDA per 2009 projections

Column C represents 85% of 2009 projected EBITDA

Column D represents rolling EBITDA (A and C)

Column E is the same as D except that non-qtr month ends are lower than in D - QTR end periods are equal

Column F covenant (rounded)

Wachovia Capital Finance Corporation (Canada)
141 Adelaide Street West, Suite 1500
Toronto, Ontario M5H 3L5



August 4, 2009

WACHOVIA

VIA EMAIL

SMTC Manufacturing Corporation of California
2302 Trade Zone Boulevard
San Jose, California USA 95131

-and-

SMTC Manufacturing Corporation of Massachusetts
109 Constitution Boulevard, Unit 160
Franklin, Massachusetts USA 02038

-and-

SMTC Mex Holdings, Inc.
635 Hood Road
Markham, Ontario Canada L3R 4N6

Dear Ms. Jane Todd:

Re: Wachovia Capital Finance Corporation (Central), Export Development Canada, SMTC Manufacturing Corporation of California, SMTC Manufacturing Corporation of Massachusetts and SMTC Mex Holdings, Inc.

Reference is made to the second amended and restated US loan agreement dated as of August 7, 2008 as amended by letter agreement dated April 2, 2009 (as amended, modified, supplemented, extended, renewed, restated or replaced from time to time, the “**US Loan Agreement**”) between Wachovia Capital Finance Corporation (Central), as the Revolving Lender and the Agent, Export Development Canada, as the Tranche B Lender and the Tranche B Agent, and each of SMTC Manufacturing Corporation of California, SMTC Manufacturing Corporation of Massachusetts and SMTC Mex Holdings, Inc., as the US Borrowers.

1. Definitions. In this letter, unless otherwise defined or the context otherwise requires, all capitalized terms shall have the respective meanings specified in the US Loan Agreement.
2. Amendment to US Loan Agreement.
 - (a) This letter is an amendment to the US Loan Agreement. Unless the context of this letter otherwise requires, the US Loan Agreement and this letter shall be read together and shall have effect as if the provisions of the US Loan Agreement and this letter were contained in one agreement. The term “**Agreement**” when used in the US Loan Agreement means the US Loan Agreement as amended by this letter, together with all amendments, modifications, supplements, extensions, renewals, restatements and replacements thereof from time to time.

(b) The US Loan Agreement is amended as follows:

- (i) Schedule 8.18 hereto shall be a schedule to the US Loan Agreement.
- (ii) Section 8.18 “EBITDA” of the US Loan Agreement is deleted and replaced with:

“8.18 EBITDA

Each US Borrower shall ensure that EBITDA for SMTC Corporation and its Subsidiaries, calculated at the end of each month on a consolidated trailing twelve (12) month basis, shall not be less than the amounts set forth in the table below:

<u>End of Month</u>	<u>TTM EBITDA</u>
January 2009	US\$5,900,000
February 2009	US\$6,200,000
March 2009	US\$3,400,000
April 2009	US\$3,400,000
May 2009	US\$4,200,000
June 2009	US\$3,700,000
July 2009	US\$4,200,000
August 2009	US\$4,000,000
September 2009	US\$3,700,000
October 2009	US\$3,800,000
November 2009	US\$4,300,000
December 2009	US\$3,800,000
January 2010	US\$4,200,000
February 2010	US\$4,700,000
March 2010	US\$5,500,000
April 2010	US\$4,200,000
May 2010	US\$4,700,000
June 2010	US\$5,500,000

It is the intention of the Agent, the Tranche B Agent and the US Borrowers to reset in writing the EBITDA covenant in Section 8.18 by July 10, 2010 and if the Agent, the Tranche B Agent and the US Borrowers cannot agree on such reset by July 10, 2010 then the US Borrowers shall comply with the Fixed Charge Coverage Ratio in Section 8.22.

The Agent, the Tranche B Agent and the US Borrowers acknowledge and agree that Schedule 8.18 sets out how the Agent calculated the EBITDA covenant in Section 8.18 and that total 2008 EBITDA of US\$5,897,000 in column A in Schedule 8.18 represents EBITDA for 2008 retrieved from SMTC Corporation's 2008 financial statements."

- (iii) Section 8.22 "**Fixed Charge Coverage Ratio**" of the US Loan Agreement is deleted and replaced with:
- "8.22 Fixed Charge Coverage Ratio**

In the event that the Agent, the Tranche B Agent and the US Borrowers cannot agree to reset in writing the EBITDA covenant in Section 8.18 by July 10, 2010 then each US Borrower shall ensure that SMTC Corporation and its Subsidiaries maintain a Fixed Charge Coverage Ratio of not less than 1.25:1 calculated at the end of each fiscal month starting with July 2010 on a consolidated trailing twelve (12) month basis and in accordance with GAAP."

- (iv) Section 8.24 "**Maximum Unfunded Capital Expenditures**" of the US Loan Agreement is deleted and replaced with:

"8.24 Maximum Unfunded Capital Expenditures

Each US Borrower shall ensure that SMTC Corporation and its Subsidiaries do not, directly or indirectly, make or commit to make, whether through purchase, capital leases or otherwise, unfunded Capital Expenditures in an aggregate amount in excess of US\$1,000,000 for fiscal year 2009 of SMTC Corporation.

It is the intention of the Agent, the Tranche B Agent and the US Borrowers to reset in writing the Maximum Unfunded Capital Expenditures covenant in Section 8.24 by July 10, 2010 and if the Agent, the Tranche B Agent and the US Borrowers cannot agree on such reset by July 10, 2010 then the maximum unfunded capital expenditure amount above shall be US\$500,000 for fiscal year 2010 and each fiscal year of SMTC Corporation on a go forward basis."

(c) The effective date of the amendment to the US Loan Agreement provided in this letter is August 4, 2009.

3. No Novations. Nothing in this letter, or in the US Loan Agreement when read together with this letter, shall constitute a novation, payment, re-advance or reduction or termination in respect of any Obligations.
4. Financing Agreement. This letter is a Financing Agreement.

-
5. Expenses. The US Borrowers shall pay all fees, expenses and disbursements including, without limitation, legal fees, incurred by or payable to the Agent, Tranche B Agent and US Lenders in connection with the preparation, negotiation, completion, execution, delivery and review of this letter and all other documents and instruments arising therefrom and/or executed in connection therewith.
 6. Conditions Precedent to Effectiveness. This letter shall not be effective until each of the following conditions has been met to the satisfaction of each of the Agent, the Tranche B Agent and the US Lenders or has been waived in writing (in whole or in part) by all of them in their sole respective discretion:
 - (a) the Agent, the Tranche B Agent and the US Lenders have received this letter duly authorized, executed and delivered by each of the US Borrowers and the Obligors;
 - (b) [no Default or Event of Default has occurred and is continuing; and
 - (c) no material adverse change shall have occurred with respect to any of the US Borrowers or the Obligors since the date of the Agent's latest field examination and no change or event shall have occurred which would have a material adverse effect on any of the US Borrowers or the Obligors.
 7. Continuance of US Loan Agreement and Security.
 - (a) The US Loan Agreement, as amended by this letter, shall be and continue in full force and effect and is hereby confirmed and the rights and obligations of all parties thereunder shall not be affected or prejudiced in any manner except as specifically provided for herein.
 - (b) Each of the US Borrowers and the Obligors hereby acknowledges, confirms and agrees that:
 - (i) all security delivered by the US Borrowers and the Obligors secures the payment of all of the Obligations including, without limitation, the obligations arising under the US Loan Agreement, as amended by the terms of this letter; and
 - (ii) the Agent, the Tranche B Agent and the US Lenders shall continue to have valid, enforceable and perfected first priority liens upon the collateral described in the Financing Agreements, subject only to liens expressly permitted pursuant to the US Loan Agreement.
 - (c) To induce the Agent, the Tranche B Agent and the US Lenders to enter into this letter, each of the US Borrowers and the Obligors hereby represent and warrant to each of the Agent, the Tranche B Agent and the US Lenders as follows, which representations and warranties shall survive the execution and delivery of this letter:
 - (i) the US Borrowers and the Obligors are in compliance with all covenants in the Financing Agreements;


-
- (ii) all the representations and warranties set out in the Financing Agreements are true and accurate;
 - (iii) no Default or Event of Default has occurred or is continuing;
 - (iv) no material adverse change has occurred with respect to any of the US Borrowers or the Obligors since the date of the Agent's latest field examination and no change or event has occurred which would have a material adverse effect on any of the US Borrowers or the Obligors;
 - (v) the execution delivery, delivery and performance of this letter and the transactions contemplated hereunder are all within its powers, have been duly authorized by it and are not in contravention of law or the terms of its organizational documents or any indenture, agreement or undertaking to which it is a party or by which it or its property is bound;
 - (vi) it has duly executed and delivered this letter; and
 - (vii) this letter constitutes its legal, valid and binding obligation, enforceable against it in accordance with its terms.
8. Counterparts. This letter may be executed in any number of separate original, facsimile or pdf counterparts, each of which shall be deemed an original and all of said counterparts taken together shall be deemed to constitute one and the same instrument.
9. Governing Law. The validity, interpretation and enforcement of this letter and any dispute arising out of the relationship between the parties hereto, whether in contract, tort, equity or otherwise, shall be governed by the laws of the State of Illinois.
10. Further Assurances. At the request of any of the Agent, the Tranche B Agent and the US Lenders at any time and from time to time, each of the US Borrowers and the Obligors shall, at their expense, duly execute and deliver, or cause to be duly executed and delivered, such further agreements, documents and instruments, and do or cause to be done such further acts as may be requested by any of the Agent, the Tranche B Agent and the US Lenders to effectuate the provisions or purposes of this letter.
11. Amendments and Waivers. Neither this letter nor any provision hereof shall be amended, modified, waived or discharged orally or by course of conduct, but only by a written agreement signed by the parties hereto.
12. Headings. The division of this letter into sections and the insertion of headings are for convenience of reference only and shall not affect the construction or interpretation of this letter.
13. Successors and Assigns. This letter shall be binding upon and inure to the benefit of and be enforceable by the Agent, the Tranche B Agent, the US Lenders, the US Borrowers and the Obligors and their respective successors and assigns. The US Borrowers and the Obligors may not assign their respective rights under this letter without the prior written consent of the Agent, the Tranche B Agent and the US Lenders.

-
14. Partial Invalidity. If any provision of this letter is held to be invalid or unenforceable, such invalidity or unenforceability shall not invalidate this letter as a whole, but this letter shall be construed as though it did not contain the particular provision held to be invalid or unenforceable and the rights and obligations of the parties shall be construed and enforced only to such extent as shall be permitted by applicable law.
 15. Acceptance. If the foregoing correctly sets out our agreement, please indicate your acceptance of this letter by signing below and returning an executed copy to us by no later than 5:00 p.m. on August 4, 2009 (the "**Effective Date**"). If not so signed and returned to us by all parties hereto on the Effective Date, this letter shall be null and void.

Yours truly,

REVOLVING LENDER AND AGENT:

**WACHOVIA CAPITAL FINANCE
CORPORATION (CENTRAL)**



By: _____

Name: Carmela Massari
Title: First Vice President
Wachovia Capital Finance Corporation
(Canada)

By: _____

Name:
Title:

Agreed this 4th day of August 2009.

TRANCHE B LENDER AND TRANCHE B AGENT:

EXPORT DEVELOPMENT CANADA


By: _____
Name:
Title:

By: _____
Name:
Title:

Agreed this 4th day of August 2009.

US BORROWER:

SMTC MANUFACTURING CORPORATION OF CALIFORNIA




By: _____
Name: Jane Todd
Title: CFO



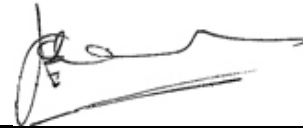
By: _____
Name: John Caldwell
Title: CEO

US BORROWER:

SMTC MANUFACTURING CORPORATION OF MASSACHUSETTS



By: _____
Name: Jane Todd
Title: CFO



By: _____
Name: John Caldwell
Title: CEO

US BORROWER:

SMTC MEX HOLDINGS, INC.



By: _____
Name: Jane Todd
Title: CFO



By: _____
Name: John Caldwell
Title: CEO

OBLIGORS:


Each of the undersigned Obligors hereby:


- (a) acknowledges, confirms and agrees that such Obligor's Financing Agreements (as each of the same may have been amended, modified, supplemented, extended, renewed, restated or replaced) remain in full force and effect as at the date hereof in respect of the Obligations under the US Loan Agreement;
- (b) acknowledges and confirms that such Obligor has received a copy of the US Loan Agreement and this letter and understands and agrees to the terms thereof;
- (c) acknowledges and confirms that the representations and warranties set forth in the Financing Agreements to which it is a party continue to be true and correct as of the date hereof; and
- (d) acknowledges and confirms that it is in compliance with the covenants set forth in the Financing Agreements to which it is a party as of the date hereof.


Dated as of the 4th day of August, 2009.


SMTC CORPORATION

SMTC HOLDINGS, LLC

By: 
Name: Jane Todd
Title: CFO


By: 
Name: Jane Todd
Title: CFO


By: 
Name: John Caldwell
Title: CEO


By: 
Name: John Caldwell
Title: CEO


HTM HOLDINGS, INC.

RADIO COMPONENTES DE MEXICO, S.A. DE C.V.


By: 
Name: Jane Todd
Title: CFO

By: 
Name: Jane Todd
Title: CFO

By: 
Name: John Caldwell
Title: CEO

By: 
Name: John Caldwell
Title: CEO

SMTC DE CHIHUAHUA, S.A. DE C.V.



By: _____

Name: Jane Todd

Title: CFO



By: _____

Name: John Caldwell

Title: CEO

SCHEDULE 8.18
EBITDA CALCULATIONS

[NTD: See attached.]

SMTC EBITDA	(US\$)	A	B	C	D	E	F
		Actual 2008	Plan 2009	85% plan	Rolling 12-mth 2009	Rolling 12-mth adj non qtr mths	Covenant
Jan		\$(1,016)	\$ (461)	\$ (530)	\$ 6,383	\$ 5,883	\$ 5,900
Feb		30	107	91	6,444	6,194	6,200
Mar		3,316	347	295	3,423	3,423	3,400
Apr		(475)	233	198	4,096	3,366	3,400
May		107	466	396	4,385	4,135	4,200
Jun		1,300	698	593	3,678	3,678	3,700
Jul		(950)	360	306	4,934	4,204	4,200
Aug		1,187	600	510	4,257	4,007	4,000
Sep		1,212	693	589	3,634	3,634	3,700
Oct		(589)	390	332	4,555	3,816	3,800
Nov		371	394	335	4,519	4,269	4,300
Dec		1,404	759	645	3,760	3,760	3,800
Total		\$ 5,897	\$4,586	\$3,760	\$ 3,760	\$ 3,760	\$ 3,800
Per 2008 10 K		\$ 5,897					
Jan 2010			\$ 380	\$ 332	\$ 4,680	\$ 4,180	\$ 4,200
Feb 2010			394	335	4,983	4,733	4,700
Mar 2010			759	645	5,447	5,447	5,500

Note:

If financial covenant is not reset by April 10, 2010, April test will be FCCR 1.25:1

Column A represents actual EBITDA for 2008 retrieved from client's projection model and total matched to 2008 10-K

Column B represents EBITDA per 2009 projections

Column C represents 85% of 2009 projected EBITDA

Column D represents rolling EBITDA (A and C)

Column E is the same as D except that non-qtr month ends are lower than in D-QTR end periods are equal

Column F covenant (rounded)

Wachovia Capital Finance Corporation (Canada)
40 King Street West
Suite 2500
Toronto, ON M5H 3Y2



December 4, 2009

WACHOVIA
A Wells Fargo Company

VIA EMAIL

SMTC Manufacturing Corporation of Canada/
Societe de Fabrication SMTC du Canada
635 Hood Road
Markham, Ontario L3R 4N6

Dear Ms. Jane Todd:

Re: Wachovia Capital Finance Corporation (Canada) and SMTC Manufacturing Corporation of Canada/Societe de Fabrication SMTC du Canada

Reference is made to the Second Amended and Restated Canadian Loan Agreement dated as of August 7, 2008 as amended by letter agreement dated November 19, 2008, April 2, 2009 and August 4, 2009 (as amended, modified, supplemented, extended, renewed, restated or replaced from time to time, the "Canadian Loan Agreement") between Wachovia Capital Finance Corporation (Canada), as the Revolving Lender and the Agent, and SMTC Manufacturing Corporation of Canada/Societe de Fabrication STMC du Canada, as the Canadian Borrower.

1. Definitions. In this letter, unless otherwise defined or the context otherwise requires, all capitalized terms shall have the respective meanings specified in the Canadian Loan Agreement.
2. Amendment to Canadian Loan Agreement.
 - (a) This letter is an amendment to the Canadian Loan Agreement. Unless the context of this letter otherwise requires, the Canadian Loan Agreement and this letter shall be read together and shall have effect as if the provisions of the Canadian Loan Agreement and this letter were contained in one agreement. The term "Agreement" when used in the Canadian Loan Agreement means the Canadian Loan Agreement as amended by this letter, together with all amendments, modifications, supplements, extensions, renewals, restatements and replacements thereof from time to time.
 - (b) The Canadian Loan Agreement is amended as follows:
 - (i) Section 8.25 "Maximum Unfunded Capital Expenditures" of the Canadian Loan Agreement is deleted and replaced with:
"8.25 Maximum Unfunded Capital Expenditures

The Canadian Borrower shall ensure that SMTC Corporation and its Subsidiaries do not, directly or indirectly, make or commit to make, whether through purchase, capital leases or otherwise, unfunded Capital Expenditures in an aggregate amount in excess of US\$1,600,000 for fiscal year 2009 of SMTC Corporation.

It is the intention of the Agent and the Canadian Borrower to reset in writing the Maximum Unfunded Capital Expenditures covenant in Section 8.25 by July 10, 2010 and if the Agent and the Canadian Borrower cannot agree on such reset by July 10, 2010 then the maximum unfunded capital expenditure amount above shall be US\$500,000 plus one hundred (100%) percent of the unused portion of the permitted Capital Expenditures amount for fiscal year 2009 for fiscal year 2010 and US\$500,000 for each fiscal year of SMTC Corporation on a go forward basis.”.

- (c) The effective date of the amendment to the Canadian Loan Agreement provided in this letter is December 4, 2009.
3. No Novations. Nothing in this letter, or in the Canadian Loan Agreement when read together with this letter, shall constitute a novation, payment, re-advance or reduction or termination in respect of any Obligations.
 4. Financing Agreement. This letter is a Financing Agreement.
 5. Expenses. The Canadian Borrower shall pay all fees, expenses and disbursements including, without limitation, legal fees, incurred by or payable to the Agent and Revolving Lender in connection with the preparation, negotiation, completion, execution, delivery and review of this letter and all other documents and instruments arising therefrom and/or executed in connection therewith.
 6. Continuance of Canadian Loan Agreement and Security.
 - (a) The Canadian Loan Agreement, as amended by this letter, shall be and continue in full force and effect and is hereby confirmed and the rights and obligations of all parties thereunder shall not be affected or prejudiced in any manner except as specifically provided for herein.
 - (b) Each of the Canadian Borrower and the Obligors hereby acknowledges, confirms and agrees that:
 - (i) all security delivered by the Canadian Borrower and the Obligors in connection with the Canadian Loan Agreement secures the payment of all of the Obligations including, without limitation, the obligations arising under the Canadian Loan Agreement, as amended by the terms of this letter; and
 - (ii) the Agent and the Canadian Lenders shall continue to have valid, enforceable and perfected first priority liens upon the collateral described in the Financing Agreements, subject only to liens expressly permitted pursuant to the Canadian Loan Agreement.


-
- (c) To induce the Agent and the Revolving Lender to enter into this letter, each of the Canadian Borrower and the Obligors hereby represent and warrant to each of the Agent and the Revolving Lender as follows, which representations and warranties shall survive the execution and delivery of this letter:
- (i) the Canadian Borrower and the Obligors are in compliance with all covenants in the Financing Agreements;
 - (ii) all the representations and warranties set out in the Financing Agreements are true and accurate;
 - (iii) no Default or Event of Default has occurred or is continuing;
 - (iv) no material adverse change has occurred with respect to any of the Canadian Borrower or the Obligors since the date of the Agent's latest field examination and no change or event has occurred which would have a material adverse effect on any of the Canadian Borrower or the Obligors;
 - (v) the execution delivery, delivery and performance of this letter and the transactions contemplated hereunder are all within its powers, have been duly authorized by it and are not in contravention of law or the terms of its organizational documents or any indenture, agreement or undertaking to which it is a party or by which it or its property is bound;
 - (vi) it has duly executed and delivered this letter; and
 - (vii) this letter constitutes its legal, valid and binding obligation, enforceable against it in accordance with its terms.
7. Counterparts. This letter may be executed in any number of separate original, facsimile or pdf counterparts, each of which shall be deemed an original and all of said counterparts taken together shall be deemed to constitute one and the same instrument.
8. Governing Law. The validity, interpretation and enforcement of this letter and any dispute arising out of the relationship between the parties hereto, whether in contract, tort, equity or otherwise, shall be governed by the laws of the Province of Ontario and the federal laws of Canada applicable therein.
9. Further Assurances. At the request of any of the Agent or the Revolving Lender at any time and from time to time, each of the Canadian Borrower and the Obligors shall, at their expense, duly execute and deliver, or cause to be duly executed and delivered, such further agreements, documents and instruments, and do or cause to be done such further acts as may be requested by any of the Agent or the Revolving Lender to effectuate the provisions or purposes of this letter.
10. Amendments and Waivers. Neither this letter nor any provision hereof shall be amended, modified, waived or discharged orally or by course of conduct, but only by a written agreement signed by the parties hereto.

-
11. Headings. The division of this letter into sections and the insertion of headings are for convenience of reference only and shall not affect the construction or interpretation of this letter.
 12. Successors and Assigns. This letter shall be binding upon and inure to the benefit of and be enforceable by the Agent, the Revolving Lender, the Canadian Borrower and the Obligors and their respective successors and assigns, The Canadian Borrower and the Obligors may not assign their respective rights under this letter without the prior written consent of the Agent and the Revolving Lender,
 13. Partial Invalidity. If any provision of this letter is held to be invalid or unenforceable, such invalidity or unenforceability shall not invalidate this letter as a whole, but this letter shall be construed as though it did not contain the particular provision held to be invalid or unenforceable and the rights and obligations of the parties shall be construed and enforced only to such extent as shall be permitted by applicable law.
 14. Acceptance. If the foregoing correctly sets out our agreement, please indicate your acceptance of this letter by signing below and returning an executed copy to us by no later than 5:00 p.m. on December 4, 2009 (the "Effective Date"). If not so signed and returned to us by all parties hereto on the Effective Date, this letter shall be null and void.

Yours truly,

REVOLVING LENDER AND AGENT:

**WACHOVIA CAPITAL FINANCE
CORPORATION (CANADA)**



By: _____
Name: Carmela Massari
Title: First Vice President Wachovia Capital
Finance Corporation (Canada)

By:
Name:
Title:

Agreed this 4th day of December 2009.

CANADIAN BORROWER:

**SMTC MANUFACTURING
CORPORATION OF CANADA/SOCIETE
DE FABRICATION SMTC DU CANADA**



By: _____
Name: J Todd
Title: Secretary & Treasurer

By: _____
Name:
Title:

OBLIGORS:

Each of the undersigned Obligor hereby:

- (a) acknowledges, confirms and agrees that such Obligor's Financing Agreements (as each of the same may have been amended, modified, supplemented, extended, renewed, restated or replaced) remain in full force and effect as at the date hereof in respect of the Obligations under the Canadian Loan Agreement;
- (b) acknowledges and confirms that such Obligor has received a copy of the Canadian Loan Agreement and this letter and understands and agrees to the terms thereof;
- (c) acknowledges and confirms that the representations and warranties set forth in the Financing Agreements to which it is a party continue to be true and correct as of the date hereof; and
- (d) acknowledges and confirms that it is in compliance with the covenants set forth in the Financing Agreements to which it is a party as of the date hereof.

Dated as of the 4th day of December, 2009.

SMTC CORPORATION



By: _____
Name: J Todd
Title: Secretary & Treasurer

By: _____
Name:
Title:


SMTC HOLDINGS, LLC



By: _____
Name:
Title:

By: _____
Name:
Title:

HTM HOLDINGS, INC.



By: _____
Name:
Title:

By: _____
Name:
Title:


RADIO COMPONENTES DE MEXICO, S.A. DE C.V.



By: _____
Name:
Title:

By: _____
Name:
Title:


SMTC DE CHIHUAHUA, S.A. DE C.V.



By: _____
Name: J Todd
Title: Secretary & Treasurer

By: _____
Name:
Title:


SMTC NOVA SCOTIA COMPANY



By: _____
Name:
Title:

By: _____
Name:
Title:


SMTC MANUFACTURING CORPORATION OF CALIFORNIA



By: _____
Name:
Title:

By: _____
Name:
Title:


SMTC MEX HOLDINGS, INC.



By: _____
Name:
Title:

By: _____
Name:
Title:

SMTC MANUFACTURING CORPORATION OF MASSACHUSETTS



By: _____
Name:
Title:

By: _____
Name:
Title:

Wachovia Capital Finance Corporation (Canada)
40 King Street West
Suite 2500
Toronto, ON M5H 3Y2



WACHOVIA
A Wells Fargo Company

December 4, 2009

VIA EMAIL

SMTC Manufacturing Corporation of California
2302 Trade Zone Boulevard
San Jose, California USA 95131

-and-

SMTC Manufacturing Corporation of Massachusetts
109 Constitution Boulevard, Unit 160
Franklin, Massachusetts USA 02038

-and-

SMTC Mex Holdings, Inc.
635 Hood Road
Markham, Ontario Canada L3R 4N6

Dear Ms. Jane Todd:

Re: Wachovia Capital Finance Corporation (Central), Export Development Canada, SMTC Manufacturing Corporation of California, SMTC Manufacturing Corporation of Massachusetts and SMTC Mex Holdings, Inc.

Reference is made to the Second Amended and Restated US Loan Agreement dated as of August 7, 2008 as amended by letter agreement dated April 2, 2009 and August 4, 2009 (as amended, modified, supplemented, extended, renewed, restated or replaced from time to time, the "US Loan Agreement") between Wachovia Capital Finance Corporation (Central), as the Revolving Lender and the Agent, Export Development Canada, as the Tranche B Lender and the Tranche B Agent, and each of SMTC Manufacturing Corporation of California, SMTC Manufacturing Corporation of Massachusetts and SMTC Mex Holdings, Inc., as the US Borrowers.

1. Definitions. In this letter, unless otherwise defined or the context otherwise requires, all capitalized terms shall have the respective meanings specified in the US Loan Agreement.
2. Amendment to US Loan Agreement.
 - (a) This letter is an amendment to the US Loan Agreement. Unless the context of this letter otherwise requires, the US Loan Agreement and this letter shall be read together and shall have effect as if the provisions of the US Loan Agreement and this letter were contained in one agreement. The term "**Agreement**" when used in the US Loan Agreement means the US Loan Agreement as amended by this letter, together with all amendments, modifications, supplements, extensions, renewals, restatements and replacements thereof from time to time.

(b) The US Loan Agreement is amended as follows:

- (i) Section 8.24 “**Maximum Unfunded Capital Expenditures**” of the US Loan Agreement is deleted and replaced with:

“8.24 Maximum Unfunded Capital Expenditures

Each US Borrower shall ensure that SMTC Corporation and its Subsidiaries do not, directly or indirectly, make or commit to make, whether through purchase, capital leases or otherwise, unfunded Capital Expenditures in an aggregate amount in excess of US\$1,600,000 for fiscal year 2009 of SMTC Corporation.

It is the intention of the Agent, the Tranche B Agent and the US Borrowers to reset in writing the Maximum Unfunded Capital Expenditures covenant in Section 8.24 by July 10, 2010 and if the Agent, the Tranche B Agent and the US Borrowers cannot agree on such reset by July 10, 2010 then the maximum unfunded capital expenditure amount above shall be US\$500,000 plus one hundred (100%) percent of the unused portion of the permitted Capital Expenditures amount for fiscal year 2009 for fiscal year 2010 and US\$500,000 for each fiscal year of SMTC Corporation on a go forward basis.”.

(c) The effective date of the amendment to the US Loan Agreement provided in this letter is December 4, 2009.

3. No Novations. Nothing in this letter, or in the US Loan Agreement when read together with this letter, shall constitute a novation, payment, re-advance or reduction or termination in respect of any Obligations.
4. Financing Agreement. This letter is a Financing Agreement.
5. Amendment Fee. The US Borrowers shall pay to the Agent an amendment fee of US\$2,500 which amendment fee shall be fully earned as of and payable on the date hereof. The US Borrowers shall pay to the Tranche B Agent an amendment fee of US\$2,500 which amendment fee shall be fully earned as of and payable on the date hereof.
6. Expenses. The US Borrowers shall pay all fees, expenses and disbursements including, without limitation, legal fees, incurred by or payable to the Agent, Tranche B Agent and US Lenders in connection with the preparation, negotiation, completion, execution, delivery and review of this letter and all other documents and instruments arising therefrom and/or executed in connection therewith.

7. Continuance of US Loan Agreement and Security.

- (a) The US Loan Agreement, as amended by this letter, shall be and continue in full force and effect and is hereby confirmed and the rights and obligations of all parties thereunder shall not be affected or prejudiced in any manner except as specifically provided for herein.
- (b) Each of the US Borrowers and the Obligors hereby acknowledges, confirms and agrees that:
 - (i) all security delivered by the US Borrowers and the Obligors in connection with the US Loan Agreement secures the payment of all of the Obligations including, without limitation, the obligations arising under the US Loan Agreement, as amended by the terms of this letter; and
 - (ii) the Agent, the Tranche B Agent and the US Lenders shall continue to have valid, enforceable and perfected first priority liens upon the collateral described in the Financing Agreements, subject only to liens expressly permitted pursuant to the US Loan Agreement.
- (c) To induce the Agent, the Tranche B Agent and the US Lenders to enter into this letter, each of the US Borrowers and the Obligors hereby represent and warrant to each of the Agent, the Tranche B Agent and the US Lenders as follows, which representations and warranties shall survive the execution and delivery of this letter:
 - (i) the US Borrowers and the Obligors are in compliance with all covenants in the Financing Agreements;
 - (ii) all the representations and warranties set out in the Financing Agreements are true and accurate;
 - (iii) no Default or Event of Default has occurred or is continuing;
 - (iv) no material adverse change has occurred with respect to any of the US Borrowers or the Obligors since the date of the Agent's latest field examination and no change or event has occurred which would have a material adverse effect on any of the US Borrowers or the Obligors;
 - (v) the execution delivery, delivery and performance of this letter and the transactions contemplated hereunder are all within its powers, have been duly authorized by it and are not in contravention of law or the terms of its organizational documents or any indenture, agreement or undertaking to which it is a party or by which it or its property is bound;
 - (vi) it has duly executed and delivered this letter; and
 - (vii) this letter constitutes its legal, valid and binding obligation, enforceable against it in accordance with its terms.

-
8. Counterparts. This letter may be executed in any number of separate original, facsimile or pdf counterparts, each of which shall be deemed an original and all of said counterparts taken together shall be deemed to constitute one and the same instrument.
 9. Governing Law. The validity, interpretation and enforcement of this letter and any dispute arising out of the relationship between the parties hereto, whether in contract, tort, equity or otherwise, shall be governed by the laws of the State of Illinois.
 10. Further Assurances. At the request of any of the Agent, the Tranche B Agent and the US Lenders at any time and from time to time, each of the US Borrowers and the Obligors shall, at their expense, duly execute and deliver, or cause to be duly executed and delivered, such further agreements, documents and instruments, and do or cause to be done such further acts as may be requested by any of the Agent, the Tranche B Agent and the US Lenders to effectuate the provisions or purposes of this letter.
 11. Amendments and Waivers. Neither this letter nor any provision hereof shall be amended, modified, waived or discharged orally or by course of conduct, but only by a written agreement signed by the parties hereto.
 12. Headings. The division of this letter into sections and the insertion of headings are for convenience of reference only and shall not affect the construction or interpretation of this letter.
 13. Successors and Assigns. This letter shall be binding upon and inure to the benefit of and be enforceable by the Agent, the Tranche B Agent, the US Lenders, the US Borrowers and the Obligors and their respective successors and assigns. The US Borrowers and the Obligors may not assign their respective rights under this letter without the prior written consent of the Agent, the Tranche B Agent and the US Lenders.
 14. Partial Invalidity. If any provision of this letter is held to be invalid or unenforceable, such invalidity or unenforceability shall not invalidate this letter as a whole, but this letter shall be construed as though it did not contain the particular provision held to be invalid or unenforceable and the rights and obligations of the parties shall be construed and enforced only to such extent as shall be permitted by applicable law.
 15. Acceptance. If the foregoing correctly sets out our agreement, please indicate your acceptance of this letter by signing below and returning an executed copy to us by no later than 5:00 p.m. on December 4, 2009 (the "**Effective Date**"). If not so signed and returned to us by all parties hereto on the Effective Date, this letter shall be null and void.

Yours truly,

REVOLVING LENDER AND AGENT:

**WACHOVIA CAPITAL FINANCE
CORPORATION (CENTRAL)**



By: _____

Name: Carmela Massari
Title: First Vice President
Wachovia Capital Finance Corporation
(Canada)


By: _____

Name:
Title:


Agreed this 4th day of December 2009.

TRANCHE B LENDER AND TRANCHE B AGENT:

EXPORT DEVELOPMENT CANADA

By: 

Name: **PETER JOHNSTON**
Title: **LOAN PORTFOLIO MOR**


By: 

Name: **KEVIN SKILLITER**
Title: **SR ASSET MANAGER**

Agreed this 4th day of December 2009.

US BORROWER:

**SMTC MANUFACTURING
CORPORATION OF CALIFORNIA**




By: _____
Name: J Todd
Title: Secretary & Treasurer

By: _____
Name:
Title:

US BORROWER:

**SMTC MANUFACTURING
CORPORATION OF MASSACHUSETTS**




By: _____
Name: J Todd
Title: Secretary & Treasurer

By: _____
Name:
Title:

US BORROWER:

SMTC MEX HOLDINGS, INC.



By: _____
Name: J Todd
Title: Secretary & Treasurer

By: _____
Name:
Title:

OBLIGORS:

Each of the undersigned Obligor hereby:

- (a) acknowledges, confirms and agrees that such Obligor's Financing Agreements (as each of the same may have been amended, modified, supplemented, extended, renewed, restated or replaced) remain in full force and effect as at the date hereof in respect of the Obligations under the US Loan Agreement;
- (b) acknowledges and confirms that such Obligor has received a copy of the US Loan Agreement and this letter and understands and agrees to the terms thereof;
- (c) acknowledges and confirms that the representations and warranties set forth in the Financing Agreements to which it is a party continue to be true and correct as of the date hereof; and
- (d) acknowledges and confirms that it is in compliance with the covenants set forth in the Financing Agreements to which it is a party as of the date hereof.

Dated as of the 4th day of December, 2009.

SMTC CORPORATION



By: _____
Name: J Todd
Title: Secretary & Treasurer

By:
Name:
Title:


SMTC HOLDINGS, LLC



By: _____
Name: J Todd
Title: Secretary & Treasurer

By:
Name:
Title:

HTM HOLDINGS, INC.



By: _____
Name: J Todd
Title: Secretary & Treasurer

By:
Name:
Title:


**RADIO COMPONENTES DE MEXICO,
S.A. DE C.V.**



By: _____
Name: J Todd
Title: Secretary & Treasurer

By:
Name:
Title:

SMTC DE CHIHUAHUA, S.A. DE C.V.



By: _____

Name: J Todd

Title: Secretary & Treasurer

By: _____

Name:

Title:

Subsidiaries of the Registrant

<u>Name</u>	<u>Jurisdiction of Incorporation</u>
HTM Holdings, Inc.	Delaware
940862 Ontario Inc.	Ontario, Canada
Qualtron, Inc.	Massachusetts
Radio Componentes de Mexico, S.A. de S.V.	Mexico
SMTC Asia Ltd.	Hong Kong
SMTC de Chihuahua S.A. de C.V.	Mexico
SMTC Ireland Company	Ireland
SMTC Manufacturing Corporation of California	California
SMTC Manufacturing Corporation of Canada	Ontario, Canada
SMTC Manufacturing Corporation of Colorado	Delaware
SMTC Manufacturing Corporation of Massachusetts	Massachusetts
SMTC Manufacturing Corporation of North Carolina	North Carolina
SMTC Manufacturing Corporation of Texas	Texas
SMTC Manufacturing Corporation of Wisconsin	Wisconsin
SMTC Mex Holdings, Inc.	Delaware
SMTC Nova Scotia Company	Nova Scotia, Canada
SMTC R&D Teoranta	Ireland
SMTC Teoranta	Ireland

Consent of Independent Registered Public Accounting Firm

To the Board of Directors of SMTC Corporation:

We consent to the incorporation by reference in the registration statement (No. 333-44250) on Form S-8, the registration statement (No. 333-116986) on Form S-3, and the registration statement (No. 333-115400) on Form S-1 of SMTC Corporation of our report dated March 19, 2010, with respect to the consolidated balance sheets of SMTC Corporation as of January 4, 2009 and January 3, 2010, and the related consolidated statements of operations and comprehensive income, changes in shareholders' equity and cash flows for the year ended December 31, 2007 and the periods from January 1, 2008 to January 4, 2009 and January 5, 2009 to January 3, 2010, and the related financial statement schedule, which report appears in the January 3, 2010 annual report on Form 10-K of SMTC Corporation.

/s/ KPMG LLP

Chartered Accountants, Licensed Public Accountants

Toronto, Canada

March 19, 2010

**CERTIFICATION PURSUANT TO
SECTION 302 OF THE SARBANES-OXLEY ACT OF 2002**

CERTIFICATIONS

I, John Caldwell, certify that:

1. I have reviewed this annual report on Form 10-K of SMTC Corporation;
2. Based on my knowledge, this report does not contain any untrue statement of a material fact or omit to state a material fact necessary to make the statements made, in light of the circumstances under which such statements were made, not misleading with respect to the period covered by this report;
3. Based on my knowledge, the financial statements, and other financial information included in this report, fairly present in all material respects the financial condition, results of operations and cash flows of the registrant as of, and for, the periods presented in this report;
4. The registrant's other certifying officer(s) and I are responsible for establishing and maintaining disclosure controls and procedures (as defined in Exchange Act Rules 13a-15(e) and 15d-15(e)) and internal control over financial reporting (as defined in the Exchange Act Rules 13a-15(f) and 15d-15(f)) for the registrant and have:
 - a) Designed such disclosure controls and procedures, or caused such disclosure controls and procedures to be designed under our supervision, to ensure that material information relating to the registrant, including its consolidated subsidiaries, is made known to us by others within those entities, particularly during the period in which this report is being prepared;
 - b) Designed such internal control over financial reporting, or caused such internal control over financial reporting to be designed under our supervision, to provide reasonable assurance regarding the reliability of financial reporting and the preparation of financial statements for external purposes in accordance with generally accepted accounting principles;
 - c) Evaluated the effectiveness of the registrant's disclosure controls and procedures and presented in this report our conclusions about the effectiveness of the disclosure controls and procedures, as of the end of the period covered by this report based on such evaluation; and
 - d) Disclosed in this report any change in the registrant's internal control over financial reporting that occurred during the registrant's most recent fiscal quarter (the registrant's fourth fiscal quarter in the case of an annual report) that has materially affected, or is reasonably likely to materially affect, the registrant's internal control over financial reporting; and
5. The registrant's other certifying officer(s) and I have disclosed, based on our most recent evaluation of internal control over financial reporting, to the registrant's auditors and the audit committee of the registrant's board of directors (or persons performing the equivalent functions):
 - a) All significant deficiencies and material weaknesses in the design or operation of internal control over financial reporting which are reasonably likely to adversely affect the registrant's ability to record, process, summarize and report financial information; and
 - b) Any fraud, whether or not material, that involves management or other employees who have a significant role in the registrant's internal control over financial reporting.

Date: March 19, 2010

/s/ John Caldwell

John Caldwell

President and Chief Executive Officer

**CERTIFICATION PURSUANT TO
SECTION 302 OF THE SARBANES-OXLEY ACT OF 2002**

CERTIFICATIONS

I, Jane Todd, certify that:

1. I have reviewed this annual report on Form 10-K of SMTC Corporation;
2. Based on my knowledge, this report does not contain any untrue statement of a material fact or omit to state a material fact necessary to make the statements made, in light of the circumstances under which such statements were made, not misleading with respect to the period covered by this report;
3. Based on my knowledge, the financial statements, and other financial information included in this report, fairly present in all material respects the financial condition, results of operations and cash flows of the registrant as of, and for, the periods presented in this report;
4. The registrant's other certifying officer(s) and I are responsible for establishing and maintaining disclosure controls and procedures (as defined in Exchange Act Rules 13a-15(e) and 15d-15(e)) and internal control over financial reporting (as defined in the Exchange Act Rules 13a-15(f) and 15d-15(f)) for the registrant and have:
 - a) Designed such disclosure controls and procedures, or caused such disclosure controls and procedures to be designed under our supervision, to ensure that material information relating to the registrant, including its consolidated subsidiaries, is made known to us by others within those entities, particularly during the period in which this report is being prepared;
 - b) Designed such internal control over financial reporting, or caused such internal control over financial reporting to be designed under our supervision, to provide reasonable assurance regarding the reliability of financial reporting and the preparation of financial statements for external purposes in accordance with generally accepted accounting principles;
 - c) Evaluated the effectiveness of the registrant's disclosure controls and procedures and presented in this report our conclusions about the effectiveness of the disclosure controls and procedures, as of the end of the period covered by this report based on such evaluation; and
 - d) Disclosed in this report any change in the registrant's internal control over financial reporting that occurred during the registrant's most recent fiscal quarter (the registrant's fourth fiscal quarter in the case of an annual report) that has materially affected, or is reasonably likely to materially affect, the registrant's internal control over financial reporting; and
5. The registrant's other certifying officer(s) and I have disclosed, based on our most recent evaluation of internal control over financial reporting, to the registrant's auditors and the audit committee of the registrant's board of directors (or persons performing the equivalent functions):
 - a) All significant deficiencies and material weaknesses in the design or operation of internal control over financial reporting which are reasonably likely to adversely affect the registrant's ability to record, process, summarize and report financial information; and
 - b) Any fraud, whether or not material, that involves management or other employees who have a significant role in the registrant's internal control over financial reporting.

Date: March 19, 2010

/s/ Jane Todd

Jane Todd

Chief Financial Officer

**CERTIFICATION PURSUANT TO
SECTION 1350, CHAPTER 63 OF TITLE 18, UNITED STATES CODE,
AS ADOPTED PURSUANT TO
SECTION 906 OF THE SARBANES-OXLEY ACT OF 2002**

Pursuant to Section 1350, Chapter 63 of Title 18, United States Code, as adopted pursuant to Section 906 of the Sarbanes-Oxley Act of 2002, the undersigned, as chief executive officer of SMTC Corporation (the "Company"), does hereby certify that to the undersigned's knowledge:

- 1) the Company's annual report on Form 10-K for the fiscal period ended January 3, 2010 fully complies with the requirements of Section 13(a) or 15(d) of the Securities Exchange Act of 1934; and
- 2) the information contained in the Company's annual report on Form 10-K for the fiscal period ended January 3, 2010 fairly presents, in all material respects, the financial condition and results of operations of the Company.

/s/ John Caldwell

John Caldwell

President and Chief Executive Officer

Date: March 19, 2010

A signed original of this written statement required by Section 906 has been provided to SMTC Corporation and will be retained by SMTC Corporation and furnished to the Securities and Exchange Commission or its staff upon request.

**CERTIFICATION PURSUANT TO
SECTION 1350, CHAPTER 63 OF TITLE 18, UNITED STATES CODE,
AS ADOPTED PURSUANT TO
SECTION 906 OF THE SARBANES-OXLEY ACT OF 2002**

Pursuant to Section 1350, Chapter 63 of Title 18, United States Code, as adopted pursuant to Section 906 of the Sarbanes-Oxley Act of 2002, the undersigned, as principal financial officer of SMTC Corporation (the "Company"), does hereby certify that to the undersigned's knowledge:

1) the Company's annual report on Form 10-K for the fiscal period ended January 3, 2010 fully complies with the requirements of Section 13(a) or 15(d) of the Securities Exchange Act of 1934; and

2) the information contained in the Company's annual report on Form 10-K for the fiscal period ended January 3, 2010 fairly presents, in all material respects, the financial condition and results of operations of the Company.

/s/ Jane Todd

Jane Todd

Chief Financial Officer

Date: March 19, 2010

A signed original of this written statement required by Section 906 has been provided to SMTC Corporation and will be retained by SMTC Corporation and furnished to the Securities and Exchange Commission or its staff upon request.